

CHAMPION ROAD MACHINERY

SEPTEMBER 1990

PARA LA LISTA DE LAS PIEZAS - VFR AL VERSO

DRIVESHAFT - UPPER

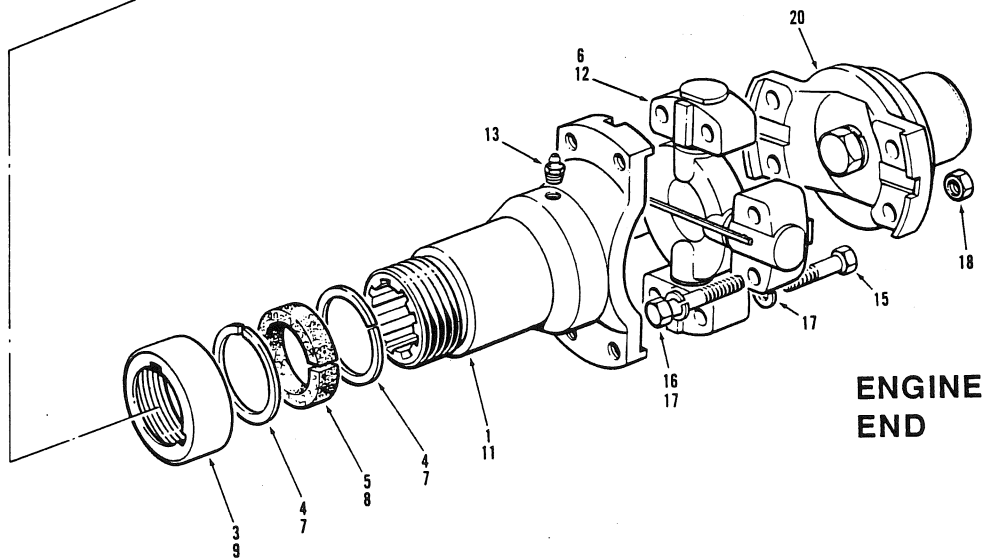
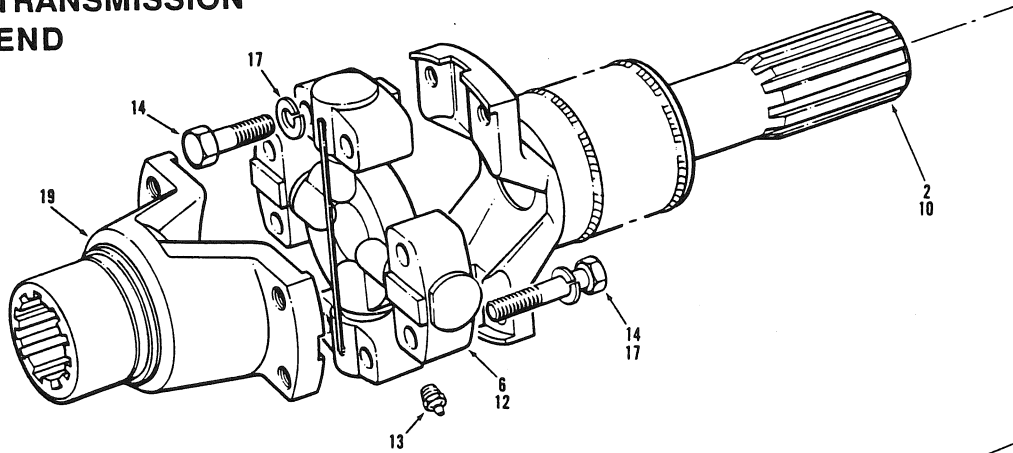
POUR LA LISTE DES PIÈCES - VOIR AL VERSO

FOR LIST OF PARTS - TURN THIS PAGE

1 REVISION B

ISSUE No.
N° D'ÉMISSION
N° DE EDICION

**TRANSMISSION
END**



**ENGINE
END**

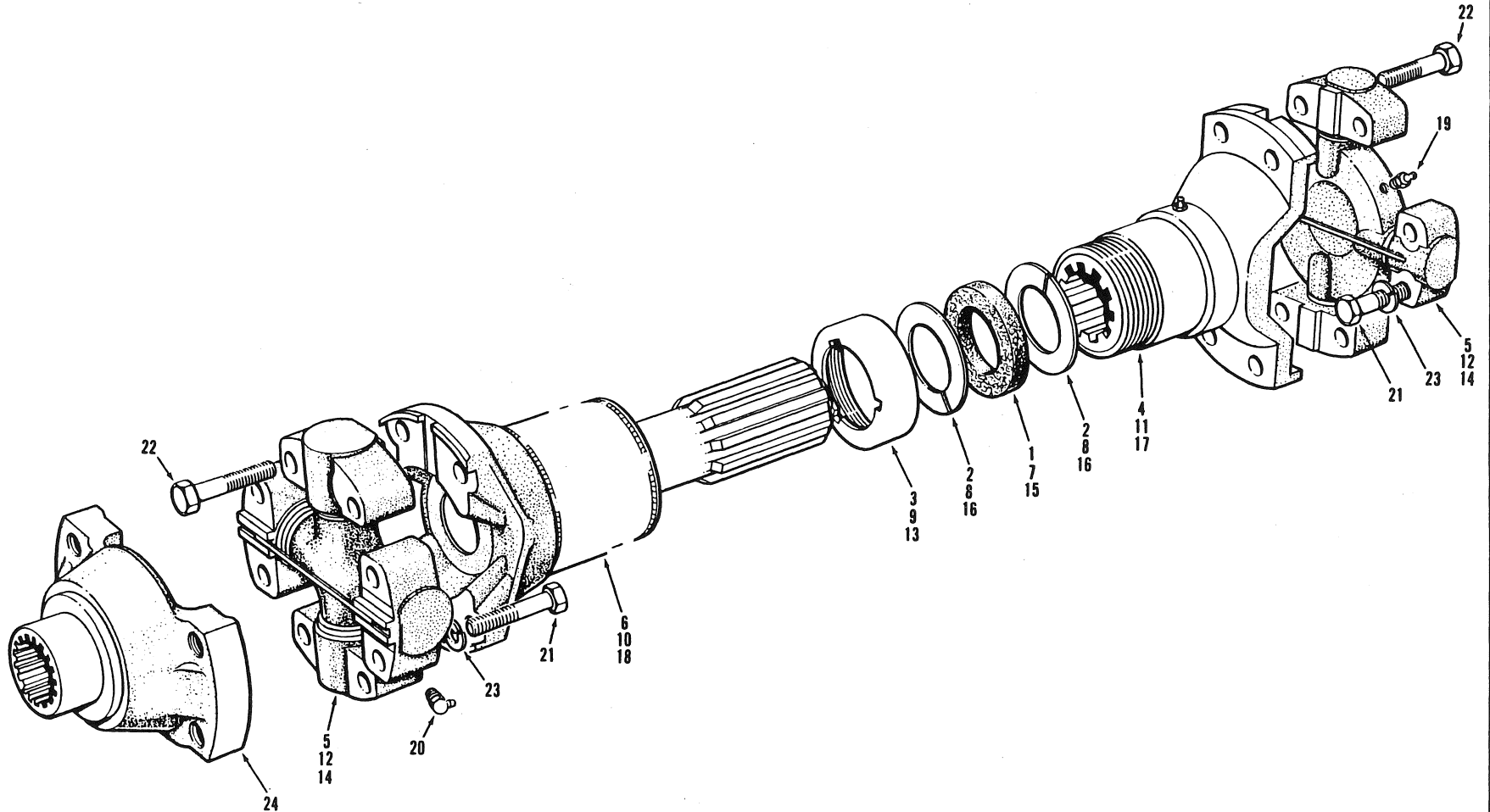
EFFECTIVE SERIAL NUMBER(S) 16224, 16245 & UP
 NUMERO(S) DE SÉRIE EFFECTIF(S)
 NUMERO(S) DE SERIE EFECTIVO(S)

U.S. 2021-2 TO 2658-2

**700 SERIES
SERIE 700**

**SECTION 7 PAGE 1
SECCION 7 PAGINA 1**

SECTION SECCION		PAGE PAGINA		ISSUE No. N° D'ÉMISSION N° DE EDICION		1 REVISION B		DRIVESHAFT - UPPER		SEPTEMBER 1990	
No. N° N°	PART No. N° DE PIÈCE N° DE PIEZA	DESCRIPTION DESCRIPTION DESCRIPCION	No. REQ. N° REQ. N° REQ.	REMARKS REMARQUES NOTAS	No. N° N°	PART No. N° DE PIÈCE N° DE PIEZA	DESCRIPTION DESCRIPTION DESCRIPCION	No. REQ. N° REQ. N° REQ.	REMARKS REMARQUES NOTAS		
	14031	DRIVESHAFT ASSEMBLY - INCLUDES ITEMS 1 TO 6 & 13 TO 17	1	720 thru 780A							
1	14865	YOKE	1								
2	14667	TUBE ASSEMBLY	1								
3	14668	CAP	1								
4	14669	STEEL WASHER	2								
5	14670	FELT WASHER	1								
6	37134	CROSS & BEARING	2								
	40051	DRIVESHAFT ASSEMBLY - INCLUDES ITEMS 7 TO 17	1	710/710A							
7	37129	STEEL WASHER	2								
8	37130	FELT WASHER	1								
9	37131	CAP	1								
10	37132	TUBE ASSEMBLY	1								
11	37133	YOKE	1								
12	37134	CROSS & BEARING	2								
13	29A-02	GREASE FITTING	2								
14	51A-0614	BOLT	8								
15	*51A-0616	BOLT	4								
16	*51A-0618	BOLT	4								
17	14A-06	LOCKWASHER	16								
18	*30A-06	NUT	4								
19		YOKE - TRANSMISSION	REF.	SECTION 6 PAGE 3							
20		YOKE - CLUTCH	REF.	SECTION 5 PAGES 1 & 3							



USE ONLY  CHAMPION ROAD MACHINERY APPROVED PARTS

EFFECTIVE SERIAL NUMBERS) 16224, 16245 & UP
 NUMEROS) DE SÉRIE EFFECTIFS) 16224, 16245 & UP
 NUMEROS) DE SERIE EFFECTIVOS) 16224, 16245 & UP
 U.S. 2021-2 & UP

700 SERIES
 SERIE 700

SECTION 7 PAGE 3
 SECCION 7 PAGINA 3

ISSUE No.
 N° D'ÉMISSION
 N° DE EDICION 1 REVISION A

DRIVE SHAFT - LOWER

APRIL 1987

FOR LIST OF PARTS - TURN THIS PAGE

POUR LA LISTE DES PIÈCES - VOIR AU VERSO

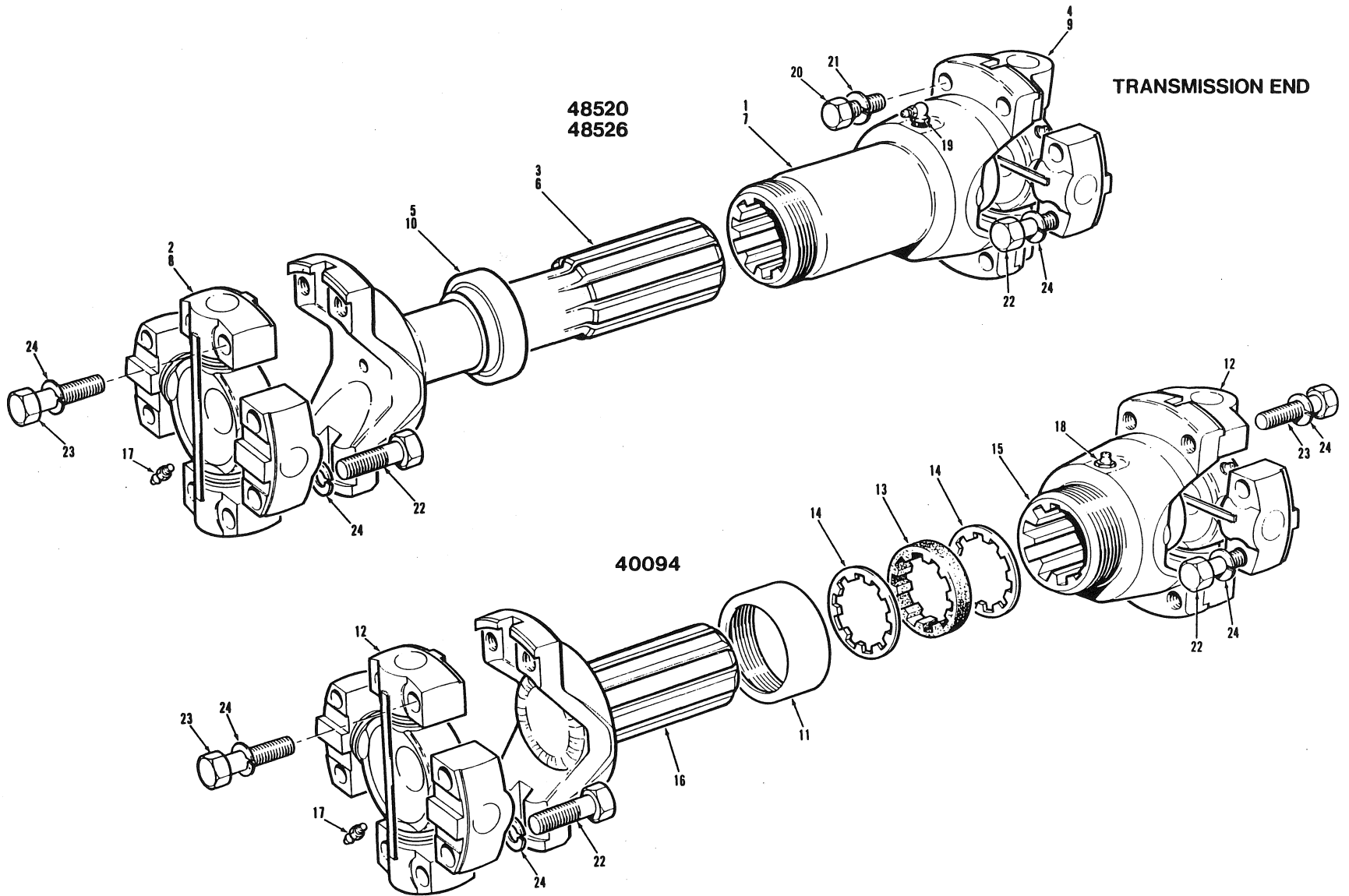
PARA LA LISTA DE LAS PIEZAS - VER AL VERSO

SECTION SECCION 7		PAGE PAGINA 4	ISSUE No. N° D'ÉMISSION N° DE EDICION	1 REVISION A		DRIVE SHAFT - LOWER			APRIL 1987	
No. N° N°	PART No. N° DE PIÈCE N° DE PIEZA	DESCRIPTION DESCRIPTION DESCRIPCION	No. REQ. N° REQ. N° REQ.	REMARKS REMARQUES NOTAS	No. N° N°	PART No. N° DE PIECE N° DE PIEZA	DESCRIPTION DESCRIPTION DESCRIPCION	No. REQ. N° REQ. N° REQ.	REMARKS REMARQUES NOTAS	
	36294	DRIVE SHAFT ASSY. - INCLUDES ITEMS 1 TO 6 & 19 TO 23	1	ARTIC'N 720A THRU 780A						
1	37135	FELT WASHER	1							
2	37136	STEEL WASHER	2							
3	37137	CAP	1							
4	37139	YOKE	1							
5	37140	UNIVERSAL JOINT	2							
6	37141	YOKE SHAFT	1							
	40052	DRIVE SHAFT ASSY. - INCLUDES ITEMS 7 TO 12 & 19 TO 23	1	710 & 710A						
7	37135	FELT WASHER	1							
8	37136	STEEL WASHER	2							
9	37137	CAP	1							
10	37138	YOKE SHAFT	1							
11	37139	YOKE	1							
12	37140	UNIVERSAL JOINT	2							
	40094	DRIVE SHAFT ASSY. - INCLUDES ITEMS 13 TO 23	1	RIGID, 720 THRU 780						
13	37137	CAP	1							
14	37140	UNIVERSAL JOINT	2							
15	37142	FELT WASHER	1							
16	37143	STEEL WASHER	2							
17	37144	YOKE	1							
18	37145	YOKE SHAFT	1							
19	29A-02	GREASE FITTING	A.R.							
20	29B-02	GREASE FITTING	A.R.							
21	51A-0816	BOLT	8							
22	51A-0820	BOLT	8							
23	14A-08	LOCKWASHER	16							
24		YOKE	REF.	SECTION 6 PAGE 4						

EFFECTIVE SERIAL NUMBER(S) 18802, 18878 & UP
 NUMEROS (S) DE SERIE EFFECTIFS
 NUMEROS (S) DE SERIE EFFECTIVOS

700 SERIES
 SERIE 700

SECTION 7 PAGE 3
 SECTION 7 PAGE 3
 SECTION 7 PAGE 3



TRANSMISSION END

48520
48526

40094

DRIVE SHAFT - LOWER

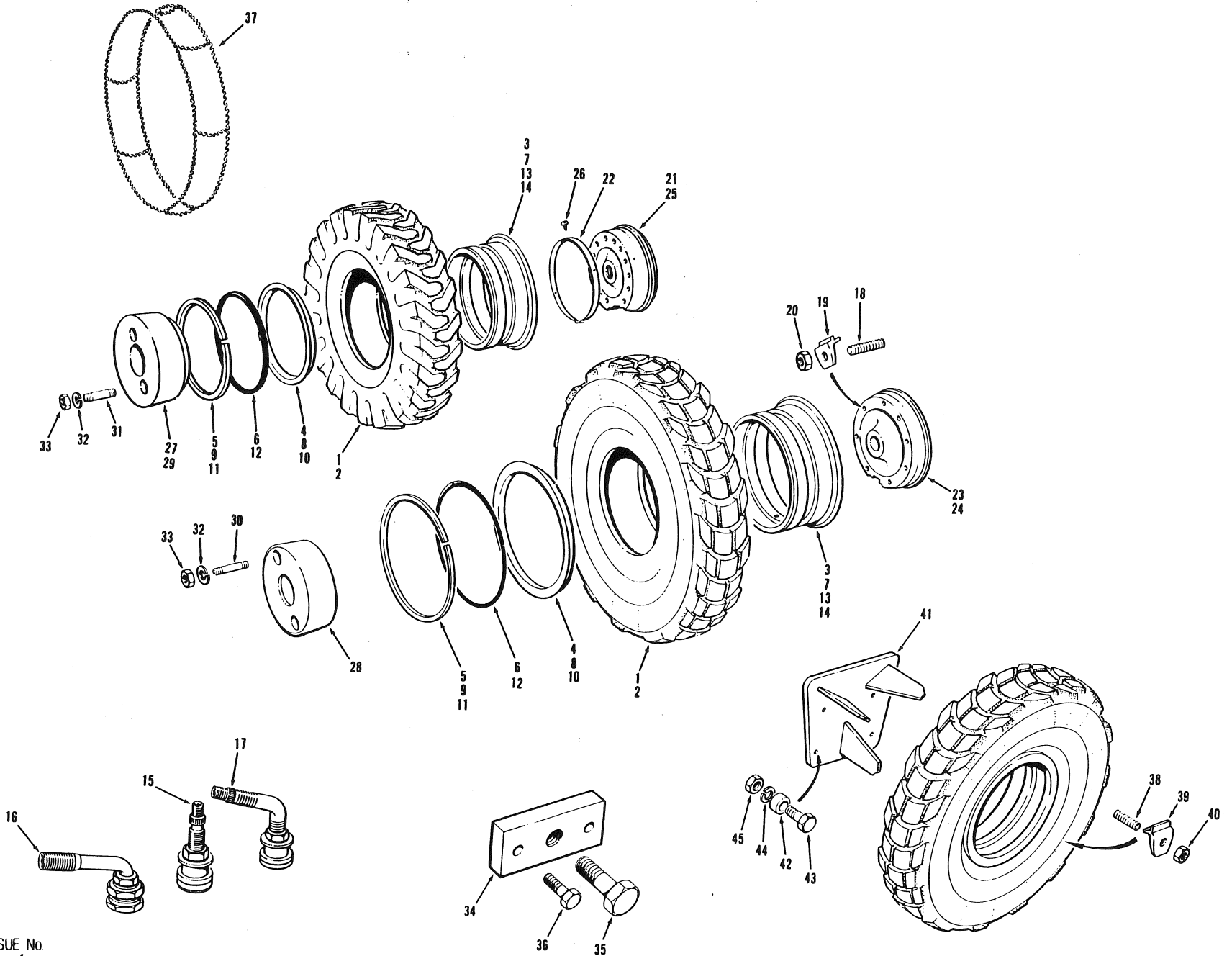
ISSUE No.
 N° D'ÉMISSION
 N° DE EDICION 2

MAY 1988

FOR LIST OF PARTS - TURN THIS PAGE POUR LA LISTE DES PIÈCES - VOIR AU VERSO PARA LA LISTA DE LAS PIEZAS - VER AL VERSO

USE ONLY CHAMPION ROAD MACHINERY APPROVED PARTS

SECTION SECCION 7		PAGE PAGINA 4	ISSUE No. N° D'ÉMISSION 2 N° DE EDICION	DRIVE SHAFT - LOWER				MAY 1988	
No. N° N°	PART No. N° DE PIÈCE N° DE PIEZA	DESCRIPTION DÉSCRIPTION DESCRIPCION	No. REQ. N° REQ. N° REQ.	REMARKS REMARQUES NOTAS	No. N° N°	PART No. N° DE PIECE N° DE PIEZA	DESCRIPTION DÉSCRIPTION DESCRIPCION	No. REQ. N° REQ. N° REQ.	REMARKS REMARQUES NOTAS
	*48520	DRIVE SHAFT ASSY. - INCLUDES ITEMS 1 TO 5,17,19,20 TO 24	1	ARTIC'N 720A THRU 780A					
1	37139	YOKE	1						
2	37140	UNIVERSAL JOINT	1						
3	37141	YOKE SHAFT	1						
4	*49335	UNIVERSAL JOINT	1						
5	*49571	CAP	1						
	*48526	DRIVE SHAFT ASSY. - INCLUDES ITEMS 6 TO 10,17,19,20 TO 24	1	710 & 710A					
6	37138	YOKE SHAFT	1						
7	37139	YOKE	1						
8	37140	UNIVERSAL JOINT	1						
9	*49335	UNIVERSAL JOINT	1						
10	*49571	CAP	1						
	40094	DRIVE SHAFT ASSY. - INCLUDES ITEMS 11 TO 18 & 22 TO 24	1	RIGID, 720 THRU 780					
11	37137	CAP	1						
12	37140	UNIVERSAL JOINT	2						
13	37142	FELT WASHER	1						
14	37143	STEEL WASHER	2						
15	37144	YOKE	1						
16	37145	YOKE SHAFT	1						
17	29A-02	GREASE FITTING	2						
18	29A-04	GREASE FITTING	1						
19	29B-04	GREASE FITTING	1						
20	*51A-0510	BOLT	4						
21	*14A-05	LOCKWASHER	4						
22	51A-0816	BOLT	8						
23	51A-0820	BOLT	4-8						
24	14A-08	LOCKWASHER	12-16						



WHEELS, RIMS & TIRES

OCTOBER 1984

FOR LIST OF PARTS - TURN THIS PAGE

POUR LA LISTE DES PIÈCES - VOIR AU VERSO

PARA LA LISTA DE LAS PIEZAS - VER AL VERSO

EFFECTIVE SERIAL NUMBER(S) 16224, 16245 & UP
 NUMEROS (S) DE SERIE EFFECTIFS (S)
 NUMEROS (S) DE SERIE EFFECTIVOS (S)
 U.S. 2021-2 & UP

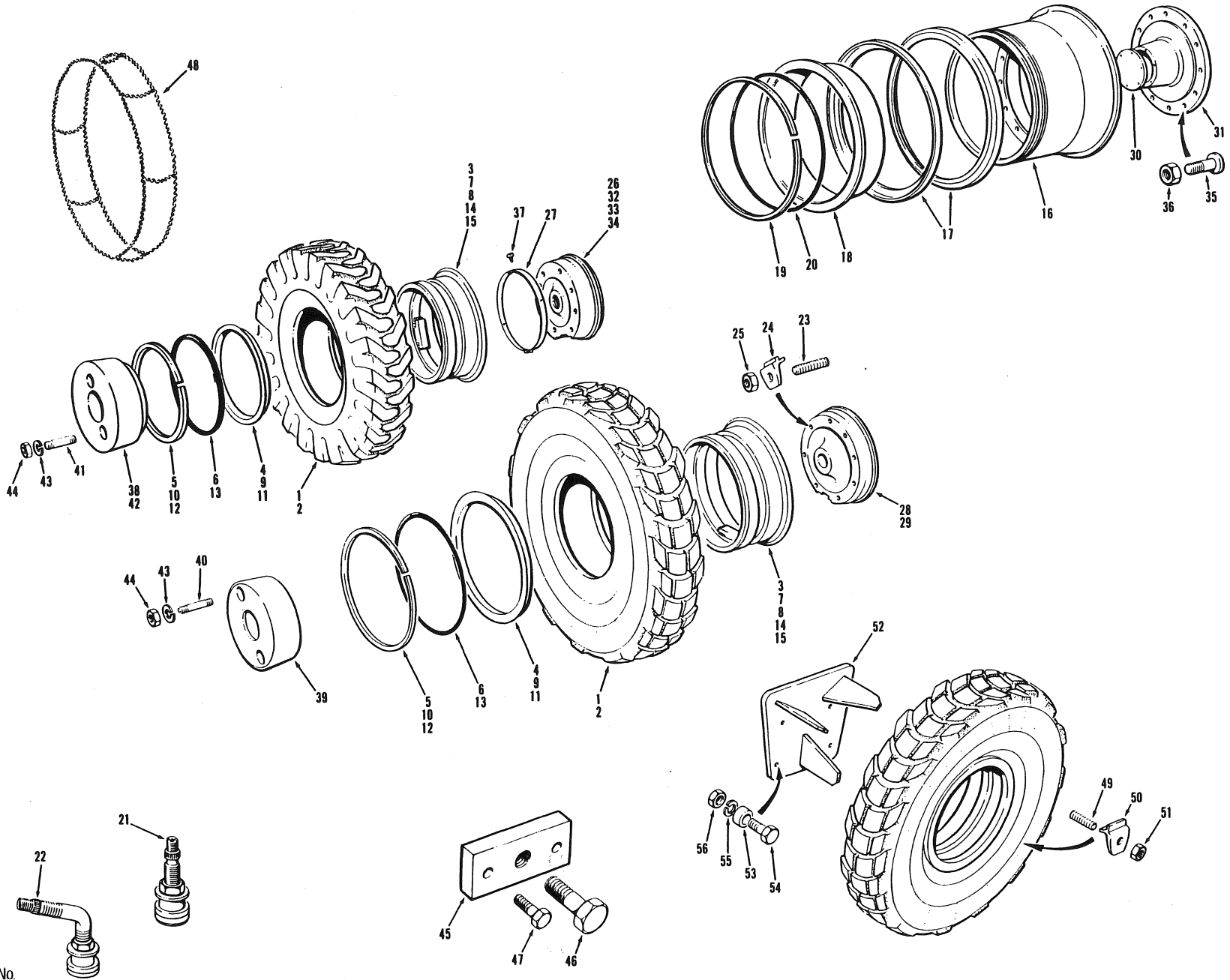
700 SERIES
 SERIE 700

SECTION 7 PAGE 5
 SECCION 7 PAGINA 5

ISSUE No
 N° D'ÉMISSION
 N° DE EDICION 1

USE ONLY CHAMPION APPROVED PARTS

SECTION SECCION 7		PAGE PAGINA 6		ISSUE No. N° D'ÉMISSION 1 N° DE EDICION		WHEELS, RIMS & TIRES			OCTOBER 1984			
No. N° N°	PART No. N° DE PIÈCE N° DE PIEZA	DESCRIPTION DÉSCRIPTION DESCRIPCION	No. REQ. N° REQ. N° REQ.	REMARKS REMARQUES NOTAS	No. N° N°	PART No. N° DE PIÈCE N° DE PIEZA	DESCRIPTION DÉSCRIPTION DESCRIPCION	No. REQ. N° REQ. N° REQ.	REMARKS REMARQUES NOTAS			
		<u>STANDARD TIRES</u>					<u>WHEEL WEIGHTS</u>					
1	4277	13:00 X 24 X 12 P.R. - STANDARD ON 720		TUBELESS	27	8498	WHEEL WEIGHT - REAR	4				
	5428	14:00 X 24 X 12 P.R. - STANDARD ON 740			28	17658	WHEEL WEIGHT - FRONT	2				
	9366	16:00 X 24 X 12 P.R. - STANDARD ON 760			29	40023	WHEEL WEIGHT - OIL DISC BRAKES	4				
	10851	17:5 X 25 X 12 P.R.			30	17692	STUD	4				
	706	13:00 X 24 X 12 P.R.			31	24127	STUD	8				
	972	14:00 X 24 X 12 P.R.			32	14A-16	LOCKWASHER	A.R.	NUT	A.R.		
	8216	16:00 X 24 X 12 P.R.										
	23250	17:5 X 24 X 12 P.R.										
		<u>SPECIAL TIRES</u>					<u>REAR WHEEL PULLER</u>					
2	11267	14:00 X 24 X 12 P.R. - MICHELIN XRB		TUBE	34	5726	PULLER PLATE	1				
	19064	16:00 X 24 X 12 P.R. - MICHELIN			35	5727	PULLER SCREW	1				
	24230	16:00 X 24 X 16 P.R. - G2			36	50A-1628	BOLT	1				
		<u>RIMS</u>					<u>TIRE CHAINS</u>					
3	4275-1	BASE - 8"			37	2807	CHAIN - USED ON 13:00 TIRES	A.R.				
4	4275-2	FLANGE - 8"					CHAIN - USED ON 14:00 TIRES	A.R.				
5	4275-3	LOCK RING - 8"					CHAIN - USED ON 16:00 TIRES	A.R.				
6	4275-4	O RING - 8" TO 10"					CHAIN - USED ON 17:5 TIRES	A.R.				
7	4276-1	BASE - 10"										
8	4276-2	FLANGE - 10"			<u>SPARE TIRE HANGER</u>							
9	4276-3	LOCK RING - 10"			38	708	STUD	3				
10	10852-2	FLANGE - 14"			39	709	CLAMP	3				
11	10852-3	LOCK RING - 14"			40	710	NUT	3				
12	10852-4	O RING - 14"			41	14318	MOUNT	1				
13	14512	BASE - MODIFIED - 10" OFFSET RIM			42	19057	SPACER - USED ONLY WHEN LIFTING BRACKET IS INSTALLED ON GRADER	2				
14	18440	BASE - MODIFIED - 14"										
		<u>VALVES</u>										
15	4275-5	VALVE STEM ASSY. - STANDARD VALVE - USED ON 8" & 10" RIMS			A.R.		43	50A-1628	BOLT	4		
16	10852-5	VALVE EXTENSION - 65° - USED ON 14" RIMS WITH 17:5 X 25 TIRES	A.R.		44	14A-16	LOCKWASHER	4				
17	19440	VALVE STEM ASSY. - 65° - USED ON TUBELESS TIRES WITH WHEEL WEIGHTS	A.R.		45	30A-16	NUT	4				
		<u>WHEELS</u>										
18	708	WHEEL STUD	76									
19	709	RIM CLAMP	76									
20	710	RIM NUT	76									
21	7435	REAR WHEEL	4									
22	7436	BRAKE SEAL BAND - REAR WHEELS	4									
23	8134	FRONT WHEEL	2									
24	18934	FRONT WHEEL - DRILLED & TAPPED FOR WHEEL WEIGHTS	2									
25	40022	WHEEL - OIL DISC BRAKES	4									
26	55A-1406	SCREW	4									



WHEELS, RIMS & TIRES

JANUARY 1987

FOR LIST OF PARTS - TURN THIS PAGE

POUR LA LISTE DES PIÈCES - VOIR AU VERSO

PARA LA LISTA DE LAS PIEZAS - VER AL VERSO

EFFECTIVE SERIAL NUMBERS) 16672 & UP
 NUMEROS) DE SÉRIE EFFECTIFS)
 NUMEROS) DE SÉRIE EFFECTIVOS)
 U.S. 2420-2 & UP

700 SERIES
 SERIE 700

SECTION
 SECCION

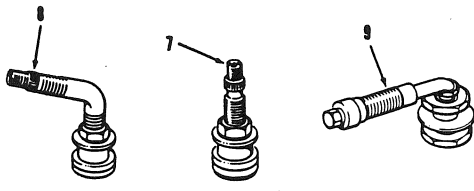
7
 PAGINA
 PAGINA

5

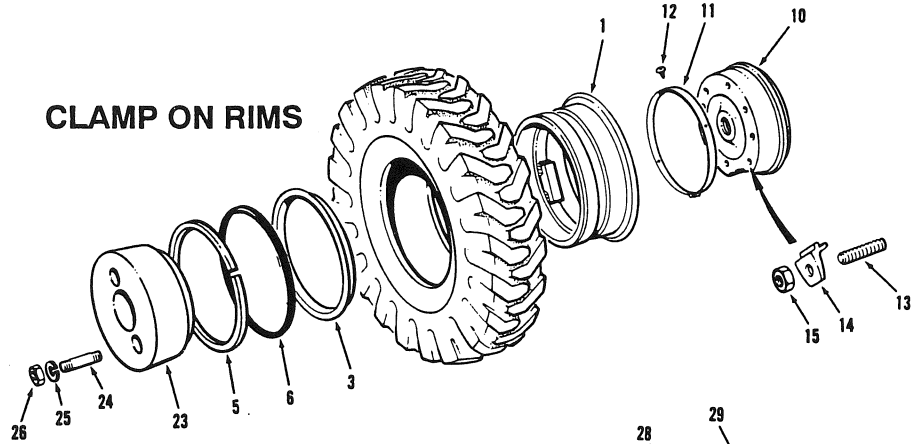
ISSUE No.
 N° D'ÉMISSION
 N° DE EDICION 2

USE ONLY  APPROVED PARTS

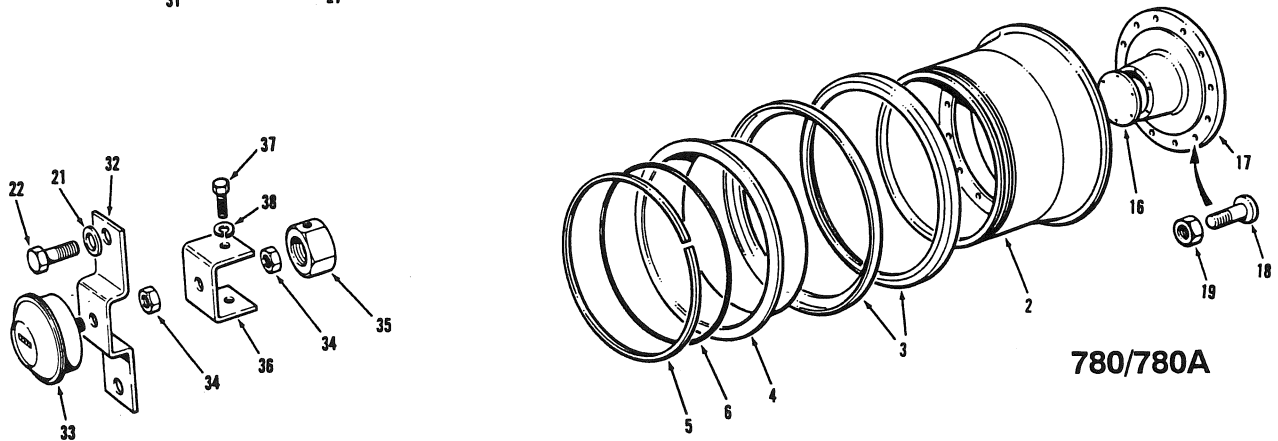
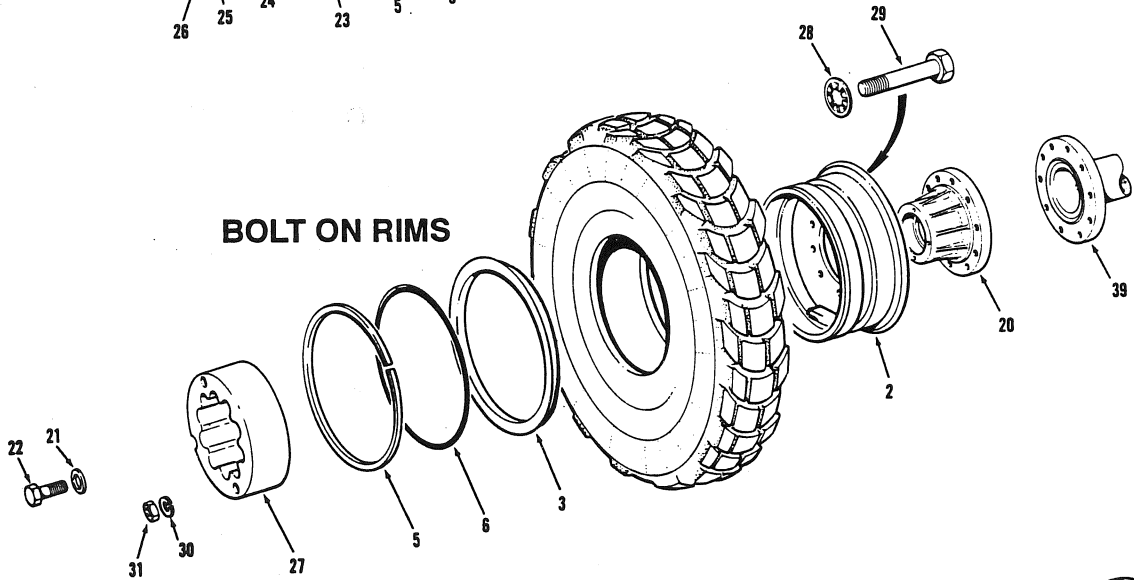
SECTION SECCION 7		PAGE PAGINA 6		ISSUE No. N° D'ÉMISSION 2 N° DE EDICION		WHEELS, RIMS & TIRES			JANUARY 1987				
No. N° N°	PART No. N° DE PIÉCE N° DE PIEZA	DESCRIPTION DESCRIPTION DESCRIPCION	No. REQ. N° REQ. N° REQ.	REMARKS REMARQUES NOTAS	No. N° N°	PART No. N° DE PIECE N° DE PIEZA	DESCRIPTION DESCRIPTION DESCRIPCION	No. REQ. N° REQ. N° REQ.	REMARKS REMARQUES NOTAS				
<u>STANDARD TIRES</u>					<u>WHEELS</u>								
1	4277	13:00 X 24 X 12 P.R. - STANDARD ON 720	}	TUBELESS	23	708	WHEEL STUD	48					
	5428	14:00 X 24 X 12 P.R. - STANDARD ON 740			24	709	RIM CLAMP	48					
	9366	16:00 X 24 X 12 P.R. - STANDARD ON 760			25	710	RIM NUT	48					
	10851	17:5 X 25 X 12 P.R.			26	7435	WHEEL - REAR - 2 WHEEL BRAKE	2	710 & 710A				
					27	7436	BAND - BRAKE SEAL - REAR WHEELS	2	710 & 710A				
					28	8134	WHEEL - FRONT	2	EXCEPT 780s				
	706	13:00 X 24 X 12 P.R.			29	18934	WHEEL - SPECIAL FRONT - FOR WHEEL WEIGHTS	2					
	972	14:00 X 24 X 12 P.R.			30	*30089	HUB CAP	2	780 & 780A				
	8216	16:00 X 24 X 12 P.R.			31	*30108	WHEEL - FRONT HUB	2	780 & 780A				
<u>SPECIAL TIRES</u>					32	*42227	REAR WHEEL	2or4					
2	11267	14:00 X 24 X 12 P.R. - MICHELIN XRB	}	TUBELESS	33	*42228	WHEEL - OIL DISC BRAKES	4	EXCEPT 780s				
	19064	16:00 X 24 X 12 P.R. - MICHELIN			34	*44451	WHEEL - OIL DISC BRAKES	4					
	24230	16:00 X 24 X 16 P.R. - G2 TREAD			35	*30456	STUD	12	780 & 780A				
	*41180	17.50 X 25 X 12 P.R. - MICHELIN			36	*30457	NUT	12					
	*41184	14:00 X 24 X 16 P.R. - GOODYEAR			37	55A-1406	SCREW	4					
	*43698	14:00 X 24 X 12 P.R. - MICHELIN XRB					<u>WHEEL WEIGHTS</u>						
	*44555	20.50 X 25 X 12 P.R. - GOODYEAR					38	8498	WEIGHT - REAR WHEEL	4			
	*44927	20.50 X 25 X 12 P.R. - L3 TREAD					39	17658	WEIGHT - FRONT WHEEL	2			
							40	17692	STUD	4			
	*41181	14:00 X 24 X 12 P.R. - MICHELIN					41	24127	STUD	8			
	*41183	14:00 X 24 X 16 P.R. - GOODYEAR					42	*43364	WEIGHT - OIL DISC BRAKE WHEEL	4			
	*41185	16:00 X 24 X 16 P.R. - GOODYEAR					43	14A-16	LOCKWASHER	A.R.			
	*43699	14:00 X 24 X 12 P.R. - MICHELIN XRB					44	30A-16	NUT	A.R.			
	<u>RIMS</u>					<u>REAR WHEEL PULLER</u>							
	3	*42221			BASE - 8"	1		45	5726	PULLER PLATE	1		
4	4275-2	FLANGE - 8"	1		46	5727	PULLER SCREW	1					
5	4275-3	LOCK RING - 8"	1		47	50A-1628	BOLT	1					
6	4275-4	O RING - 8" TO 10"	1										
7	*42222	BASE - 10"	1										
8	44765	BASE - 10" BOLT ON	1	780 & 780A									
9	4276-2	FLANGE - 10"	1										
10	4276-3	LOCK RING - 10"	1										
11	10852-2	FLANGE - 14"	1										
12	10852-3	LOCK RING - 14"	1		48	2807	CHAIN - USED ON 13:00 TIRES	1pair					
13	10852-4	O RING - 14"	1			2808	CHAIN - USED ON 14:00 TIRES	1pair					
14	*42223	BASE - MODIFIED - 10" OFFSET RIM	1			9700	CHAIN - USED ON 16:00 TIRES	1pair					
15	*18440	BASE - MODIFIED - 14"	1			15100	CHAIN - USED ON 17:50 TIRES	1pair					
16	*44768	BASE - 17" BOLT ON	1			*45080	CHAIN - USED ON 20:50 TIRES	1pair					
17	*32016-2	FLANGE - 17"	2	} 780 & 780A	<u>SPARE TIRE HANGER</u>								
18	*32016-3	BAND SEAT - 17"	1			49	708	STUD	3				
19	*32016-4	LOCK RING - 17"	1			50	709	CLAMP	3				
20	*32016-5	O RING - 25"	1			51	710	NUT	3				
						52	14318	MOUNT	1				
<u>VALVES</u>					53	19057	SPACER - (USED WITH LIFTING BRACKET ONLY)	2					
21	4275-5	VALVE STEM - USES ON 8" & 10" RIMS	1		54	50A-1628	BOLT	4					
22	*19940	VALVE STEM - (USED ON TUBELESS TIRES WITH WHEEL WEIGHTS)	1		55	14A-16	LOCKWASHER	4					
					56	30A-16	NUT	4					



CLAMP ON RIMS



BOLT ON RIMS



780/780A

ISSUE No.
N° D'ÉMISSION
N° DE EDICIÓN

EFFECTIVE SERIAL NUMBER(S) Models 710 thru 740A
 NUMERO(S) DE SÉRIE EFFECTIF(S) 21134 & UP, EXCLUDING 21225
 NUMERO(S) DE SERIE EFECTIVOS) Models 750 thru 780A
 21386 & UP

700 SERIES
SERIE 700

SECTION
SECCION

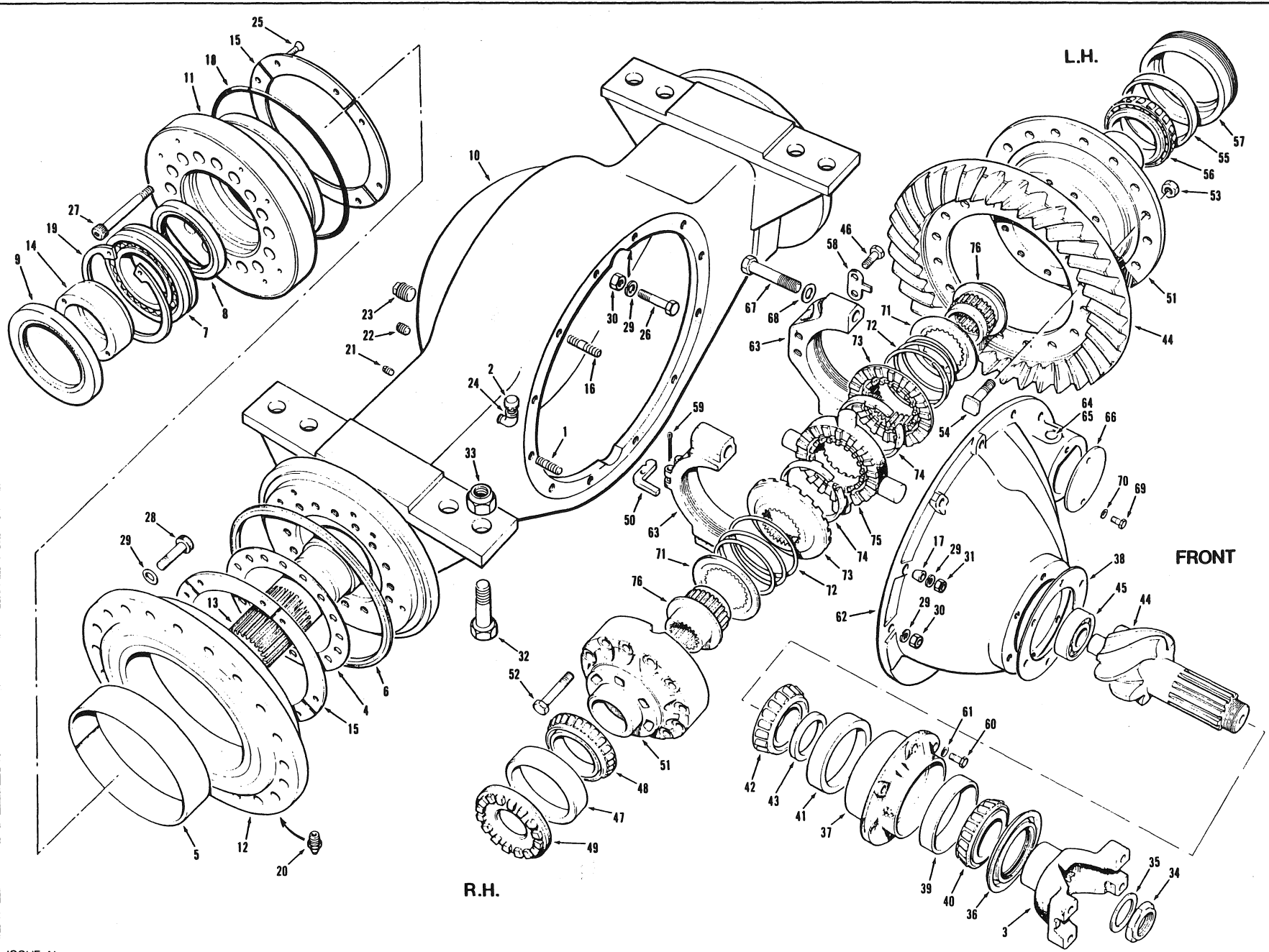
7

PAGE
PAGINA

5

SECTION SECCION	7	PAGE PAGINA	6	ISSUE No. N° D'ÉMISSION N° DE EDICION	3	WHEELS, RIMS & HUBODOMETER				MARCH 1991		
No. N° N°	PART No. N° DE PIÈCE N° DE PIEZA	DESCRIPTION DÉSCRIPTION DESCRIPCION	No. REQ. N° REQ. N° REQ.	REMARKS REMARQUES NOTAS	No. N° N°	PART No. N° DE PIÈCE N° DE PIEZA	DESCRIPTION DÉSCRIPTION DESCRIPCION	No. REQ. N° REQ. N° REQ.	REMARKS REMARQUES NOTAS			
1	42221	RIMS - CLAMP ON - DRUM BRAKES - RIM - 8"	4 or 6	710 thru 740A	16	30089	WHEEL (HUBS) - BOLT ON RIMS - OIL DISC BRAKES - HUB CAP	2	710 thru 780A			
	42222	RIM - 10"	4 or 6	710 thru 740A		17	30108	HUB - FRONT	2	780/780A		
	42223	RIM - 10" OFFSET	6	740/740A		18	30456	STUD	12	780/780A		
	18440	RIM - 14"	4 or 6	710 thru 740A		19	30457	NUT	12	780/780A		
2	*58009	RIMS - BOLT ON - OIL DISC BRAKES - RIM - 8"	4 or 6	710 thru 740A	20	*54065	HUB - FRONT	2	710 thru 750A			
	*58011	RIM - 10"	4 or 6	710 thru 740A		21	*56445	WASHER	20	710 thru 750A		
	*58012	RIM - 10" OFFSET	6	740 thru 750A		22	50A-1416	CAPSCREW	20	710 thru 750A		
	*58015	RIM - 10"	6	780/780A		23	17658	WHEEL WEIGHTS - CLAMP ON RIMS WEIGHT - FRONT WHEEL	2			
	*58013	RIM - 14" x 25"	4 or 6	710 thru 750A			8498	WEIGHT - REAR WHEEL	4			
	*58017	RIM - 17" x 25"	6	780/780A			17692	STUD - FRONT WHEEL	4			
	*58031	RIM - 8" - FRONT	2	A.W.D.			24127	STUD - REAR WHEEL	8			
	*58032	RIM - 10" - FRONT	2	A.W.D.			14A-16	LOCKWASHER	12			
	*58133	RIM - 14" x 25" - FRONT	2	A.W.D.			30A-16	NUT	12			
	3	4275-2	RIM RINGS SIDE RING - 8"	1 per rim				27	*54178	WHEEL WEIGHTS - BOLT ON RIMS WEIGHT	4 or 6	
4276-2		SIDE RING - 10"	1 per rim		28		*58019		FASTENER	8 or 12		
10852-2		SIDE RING - 14"	1 per rim		29		50A-1648		BOLT	8 or 12		
32016-2		SIDE RING - 17"	2 per rim		30		14A-16		LOCKWASHER	8 or 12		
32016-3		BAND SEAT - 17"	1 per rim		31	30A-16	NUT		8 or 12			
4275-3		LOCK RING - 8"	1 per rim		32	*58567	HUBODOMETERS BRACKET - BOLT ON RIMS		1	710 thru 750A		
4276-3		LOCK RING - 10"	1 per rim			*58568	BRACKET - BOLT ON RIMS		1	780/780A		
10852-3		LOCK RING - 14"	1 per rim			10510	HUBODOMETER - 13:00 TIRE		1	Miles		
32016-4		LOCK RING - 17"	1 per rim			10511	HUBODOMETER - 14:00 TIRE		1	Miles		
4275-4		O-RING - 8" & 10"	} Tubeless Tires only			10512	HUBODOMETER - 16:00 TIRE		1	Miles		
10852-4	O-RING - 14"			10973		HUBODOMETER - 17:50 TIRE	1	Miles				
32016-5	O-RING - 17"			11919		HUBODOMETER - 13:00 TIRE	1	Kilometers				
7	4275-5	VALVE STEMS & EXTENTIONS VALVE STEM - USED ON 8" & 10" RIMS	1 per rim			33	11920	HUBODOMETER - 14:00 TIRE	1	Kilometers		
	10852-5	VALVE STEM - USED ON 14" & 17" RIMS	1 per rim				11921	HUBODOMETER - 16:00 TIRE	1	Kilometers		
	19940	VALVE STEM - EXTENDED - USED ON 10" & 8" BOLT ON RIMS WITH WHEEL WEIGHTS	1 per rim				11922	HUBODOMETER - 17:50 TIRE	1	Kilometers		
	9	23090	EXTENTION - VALVE STEM - FOR TUBE TYPE TIRES, 8" RIMS WITH WHEEL WEIGHTS	1 per rim			34	37D-08	LOCKNUT - INCLUDED WITH HUBODOMETER	1		
		58025	EXTENSION - VALVE STEM - FOR TUBE TYPE TIRES, 10" RIMS WITH WHEEL WEIGHTS	1 per rim			35	24902	NUT	1	Clamp on Rims	
		58023	EXTENTION - VALVE STEM - 10" FRONT A.W.D. & 10" BOLT ON RIMS WITH WHEEL WEIGHTS	1 per rim			36	24903	BRACKET	1	Clamp on Rims	
			58023				37	51A-0606	CAPSCREW	1	Clamp on Rims	
							38	14A-06	LOCKWASHER	1	Clamp on Rims	
							39				REF.	Sect 7 Pg 15
10	8134	WHEEL (HUBS) - CLAMP ON RIMS - DRUM BRAKES - WHEEL - FRONT	2	710 thru 740A	11	18934	WHEEL - FRONT FOR WHEEL WEIGHTS	2				
	18934	WHEEL - FRONT FOR WHEEL WEIGHTS	2			42227	WHEEL - REAR	4				
	42227	WHEEL - REAR	4			53445	BAND - DRUM BRAKE SEAL	4				
	53445	BAND - DRUM BRAKE SEAL	4			55A-1406	SCREW	4				
	55A-1406	SCREW	4			708	STUD	48				
13	708	STUD	48		709	CLAMP	48					
14	709	CLAMP	48		710	NUT	48					
15	710	NUT	48									

CHAMPION ROAD MACHINERY



EFFECTIVE SERIAL NUMBERS) 16302 & UP
 NUMEROS) DE SERIE EFFECTIFS)
 NUMEROS) DE SERIE EFFECTIVOS)
 U.S. 2021-2 & UP

700 SERIES
 SERIE 700

SECTION 7 PAGE 7
 SECCION 7 PAGINA 7

USE ONLY CHAMPION APPROVED PARTS

ISSUE No. 1
 N° D'ÉMISSION
 N° DE EDICION 1 REVISION A

FINAL DRIVE ASSEMBLY - SINGLE REDUCTION - MODEL 710/710A

MARCH 1986

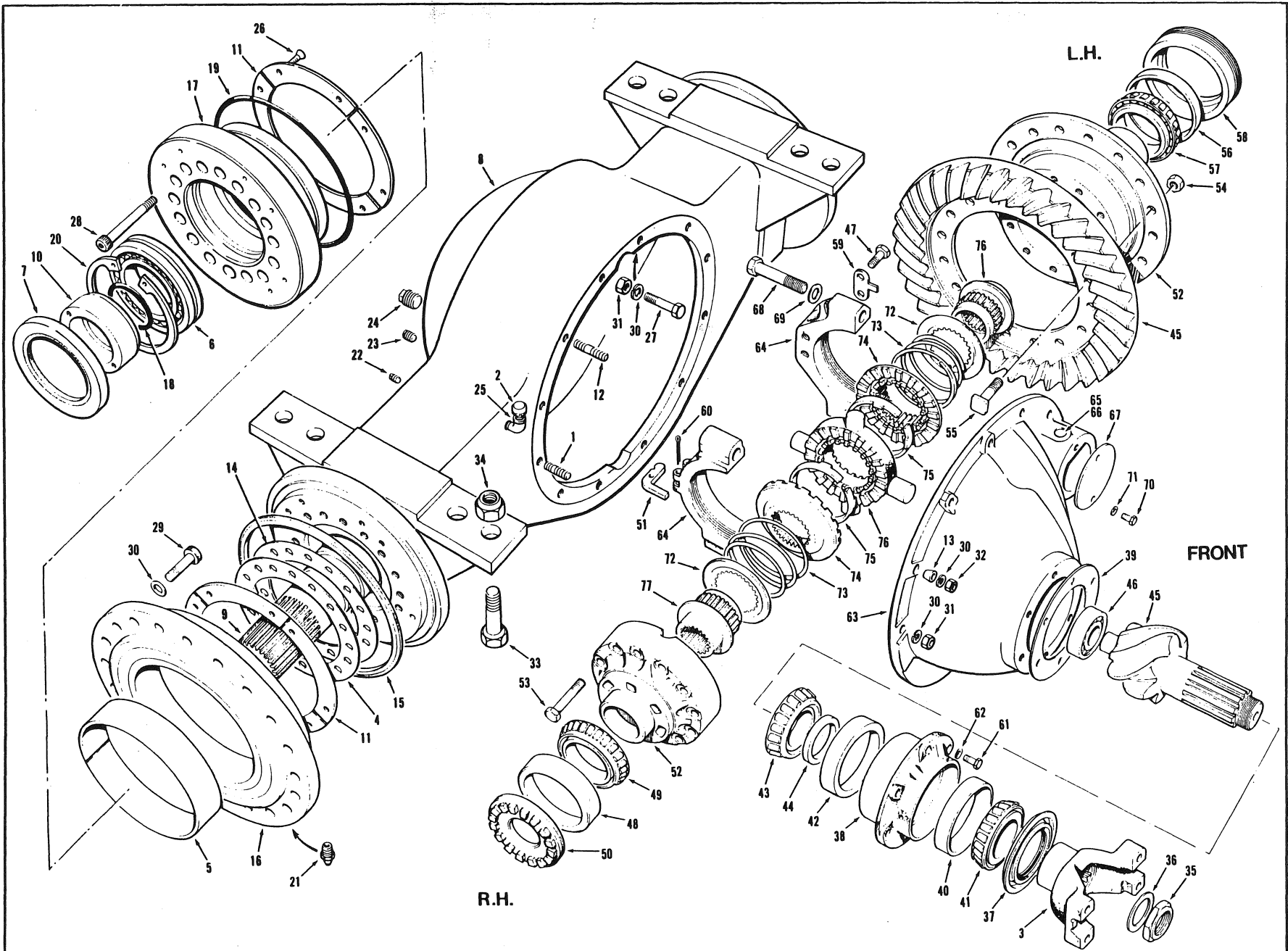
FOR LIST OF PARTS - TURN THIS PAGE

POUR LA LISTE DES PIÈCES - VOIR AU VERSO

PARA LA LISTA DE LAS PIEZAS - VER AL VERSO

SECTION SECCION 7		PAGE PAGINA 8	ISSUE No. N° D'ÉMISSION N° DE EDICION 1	REVISION A	FINAL DRIVE ASSEMBLY - SINGLE REDUCTION - MODEL 710/710A			MARCH 1986	
No. N°	PART No. N° DE PIÉCE N° DE PIEZA	DESCRIPTION DÉSCRIPTION DESCRIPCION	No. REQ. N° REQ. N° REQ.	REMARKS REMARQUES NOTAS	No. N°	PART No. N° DE PIECE N° DE PIEZA	DESCRIPTION DÉSCRIPTION DESCRIPCION	No. REQ. N° REQ. N° REQ.	REMARKS REMARQUES NOTAS
1	35622	FINAL DRIVE ASSY. - INCLUDES ITEMS 1 TO 76	1						
2	708	STUD	4						
3	4341	BREATHER YOKE	1 REF.						
4	29050	SHIM	A.R.						
5	*41560	BUSHING	2		43	29395	SPACER - 0.6365" THICK	1	A.R.
6	29070	SEAL	2			*44203	SPACER - 0.634	1	A.R.
7	33892	BEARING	2			*44204	SPACER - 0.635	1	A.R.
8	33893	OIL SEAL - INNER	2			*44205	SPACER - 0.636	1	A.R.
9	33894	OIL SEAL - OUTER	2			*44206	SPACER - 0.637	1	A.R.
10	35623	AXLE HOUSING	1			*44207	SPACER - 0.638	1	A.R.
11	35625	RETAINER - PIVOT RING	2			*44208	SPACER - 0.639	1	A.R.
12	35627	PIVOT RING ASSY. - INCLUDES ITEM 5	2			*44209	SPACER - 0.640	1	A.R.
13	35630	AXLE	2			*44210	SPACER - 0.641	1	A.R.
14	35631	SPACER	2			*44211	SPACER - 0.642	1	A.R.
15	35632	THRUST PLATE	16			*44212	SPACER - 0.643	1	A.R.
16	36251	STUD	4		44	29400	PINION & GEAR - MATCHED SET - C/W ITEM 34	1	
17	36252	WASHER	4		45	29401	BEARING	1	
18	12A-452	O RING	2		46	29402	CAPSCREW	2	
19	19B-550	SNAP RING	2		47	29403	BEARING CUP - R.H.	1	
20	29A-02	GREASE FITTING	2		48	29404	BEARING CONE - R.H.	1	
21	115E-06	PIPE PLUG	1		49	29405	BEARING ADJUSTER - R.H.	1	
22	115E-08	PIPE PLUG	1		50	29406	ADJUSTER LOCK - R.H.	1	
23	115E-16	PIPE PLUG	1		51	29407	DIFFERENTIAL CASE - INCLUDES FLANGED HALF, PLAIN HALF & ITEM 52	1	
24	*41303	ELBOW	1		52	29408	CAPSCREW	12	
25	52E-1004	CAPSCREW	32		53	29411	NUT	16	
26	50A-1020	BOLT	4		54	29412	BOLT	16	
27	50D-1028	CAPSCREW	32		55	29413	BEARING CUP - L.H.	1	
28	51D-1016	CAPSCREW	40		56	29414	BEARING CONE - L.H.	1	
29	14A-10	LOCKWASHER	44		57	29415	BEARING ADJUSTER - L.H.	1	
30	30A-10	NUT	8		58	29416	ADJUSTER LOCK - L.H.	1	
31	31A-10	NUT	4		59	13A-0616	COTTER PIN	1	
32	50A-1626	BOLT	8		60	50A-0912	BOLT	6	
33	36D-16	LOCKNUT	8		61	14Q-09	LOCKWASHER	6	
	35633	DIFFERENTIAL HEAD ASSY. - INCLUDES ITEMS 34 TO 61	1		62	37000	CARRIER ASSY. - INCLUDES ITEMS 63 TO 70	1	
34	29386	NUT	1		63		BEARING CAP - NOT AVAILABLE SEPARATELY	2	
35	29387	WASHER	1		64	29418	PLUG - UPPER	1	
36	29388	OIL SEAL & RETAINER ASSY.	1		65	29419	PLUG - LOWER	1	
37	29389	CAGE & CUP ASSY.	1		66	29420	COVER	1	
	29390	SHIM - .003"	A.R.		67	29429	CAPSCREW	4	
	29391	SHIM - .005"	A.R.		68	29430	WASHER	4	
38	29392	SHIM - .010"	A.R.		69	50A-0707	BOLT	2	
	29393	SHIM - .020"	A.R.		70	14A-07	LOCKWASHER	2	
	29394	SHIM - .030"	A.R.			37001	DIFFERENTIAL ASSY. - INCLUDES ITEMS 71 TO 76	1	
39	29396	BEARING CUP - OUTER	1		71	29423	RETAINER	2	
40	29397	BEARING CONE - OUTER	1		72	29424	SPRING	2	
41	29398	BEARING CUP - INNER	1		73	29425	CLUTCH & HOLDOUT RING ASSY. - C/W ITEM 74	2	
42	29399	BEARING CONE - INNER	1		74		HOLDOUT RING - NOT AVAILABLE SEPARATELY	2	
					75	29426	SPIDER ASSY.	1	
					76	37002	SIDE GEAR	2	
						29427	BEARING & SEAL KIT - INCLUDES ITEMS 36, 40 TO 43,45,47,48,55 & 56	1	A.R.
						29428	NUT & BOLT KIT - INCLUDES ITEMS 53 & 54	1	A.R.

CHAMPION ROAD MACHINERY



FINAL DRIVE ASSEMBLY - SINGLE REDUCTION - MODEL 710/710A

DECEMBER 1986

FOR LIST OF PARTS - TURN THIS PAGE

POUR LA LISTE DES PIÈCES - VOIR AU VERSO

PARA LA LISTA DE LAS PIEZAS - VER AL VERSO

EFFECTIVE SERIAL NUMBERS)
 NUMEROS(S) DE SERIE EFFECTIF(S)
 NUMEROS(S) DE SERIE EFECTIVOS)

17482 & UP

700 SERIES
 SERIE 700

SECTION
 SECCION

7

PAGE
 PAGINA

7

ISSUE No.
 N° D'ÉMISSION
 N° DE EDICION 2

USE ONLY CHAMPION ROAD MACHINERY APPROVED PARTS

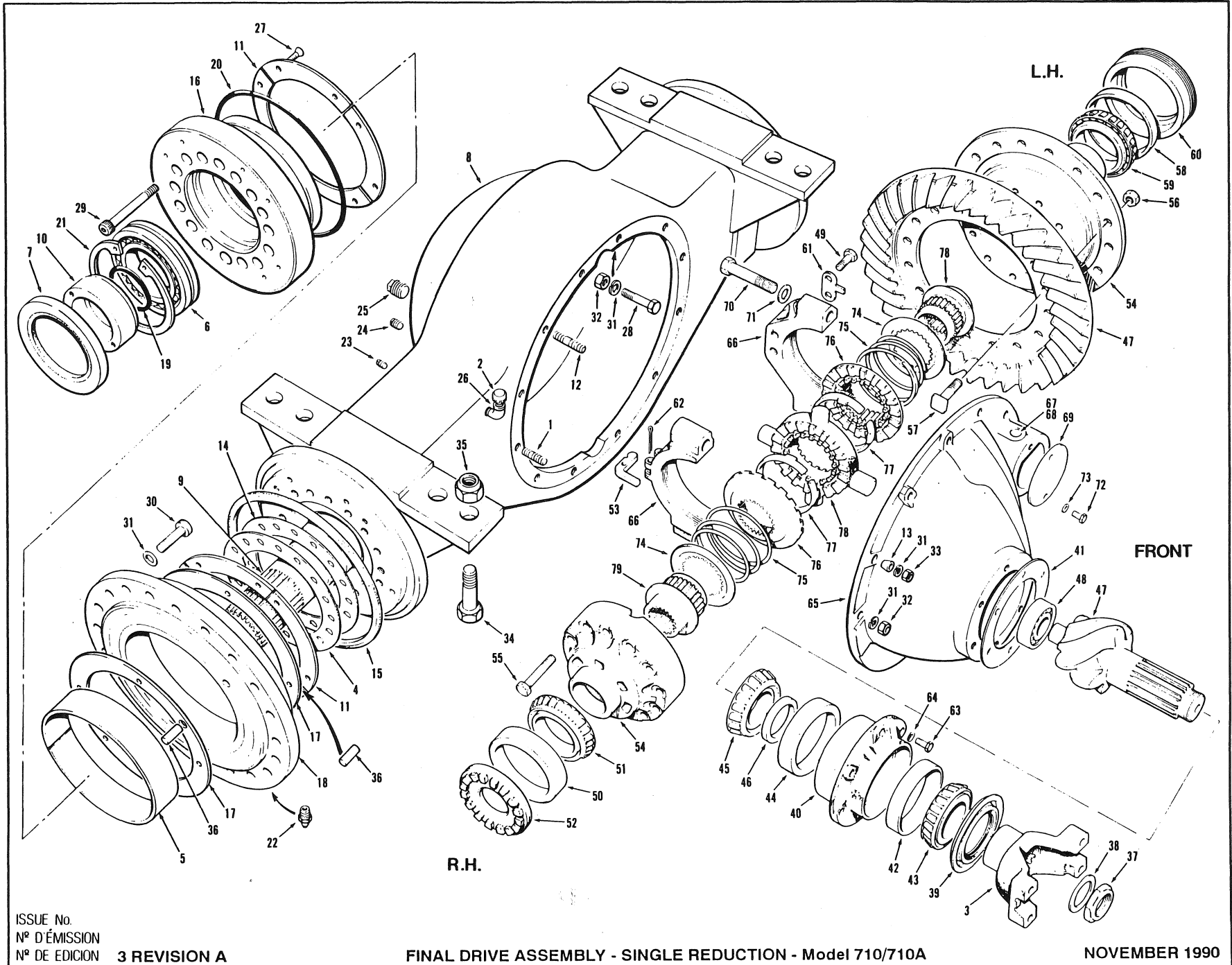
SECTION SECCION 7		PAGE PAGINA 8	ISSUE No. N° D'ÉMISSION 2 N° DE EDICION	FINAL DRIVE ASSEMBLY - SINGLE REDUCTION - MODEL 710/710A			NOVEMBER 1986		
No. N° N°	PART No. N° DE PIÈCE N° DE PIEZA	DESCRIPTION DESCRIPTION DESCRIPCION	No. REQ. N° REQ. N° REQ.	REMARKS REMARQUES NOTAS	No. N° N°	PART No. N° DE PIECE N° DE PIEZA	DESCRIPTION DESCRIPTION DESCRIPCION	No. REQ. N° REQ. N° REQ.	REMARKS REMARQUES NOTAS
1	*37646	FINAL DRIVE ASSY. - INCLUDES ITEMS 1 TO 77	1						
2	708	STUD	4						
3	4341	BREATHER YOKE	1 REF.						
4	29050	SHIM	A.R.						
5	41560	BUSHING	2		44	29395	SPACER - 0.6365" THICK	1	A.R.
6	33892	BEARING	2			44203	SPACER - 0.634	1	A.R.
7	33894	OIL SEAL - OUTER	2			44204	SPACER - 0.635	1	A.R.
8	35623	AXLE HOUSING	1			44205	SPACER - 0.636	1	A.R.
9	35630	AXLE	2			44206	SPACER - 0.637	1	A.R.
10	35631	SPACER	2			44207	SPACER - 0.638	1	A.R.
11	35632	THRUST PLATE	16			44208	SPACER - 0.639	1	A.R.
12	36251	STUD	4			44209	SPACER - 0.640	1	A.R.
13	36252	WASHER	4			44210	SPACER - 0.641	1	A.R.
14	*37641	SHIM - .002	A.R.			44211	SPACER - 0.642	1	A.R.
15	*37643	SEAL	2			44212	SPACER - 0.643	1	A.R.
16	*37645	PIVOT RING ASSY. - INCLUDES ITEM 5	2			45	29400	PINION & GEAR - MATCHED SET - C/W ITEM 35	1
17	*37647	RETAINER - PIVOT RING	2			46	29401	BEARING	1
18	*12A-041	O RING	2			47	29402	CAPSCREW	2
19	12A-452	O RING	2			48	29403	BEARING CUP - R.H.	1
20	19B-550	SNAP RING	2			49	29404	BEARING CONE - R.H.	1
21	29A-02	GREASE FITTING	2			50	29405	BEARING ADJUSTER - R.H.	1
22	115E-06	PIPE PLUG	1			51	29406	ADJUSTER LOCK - R.H.	1
23	115E-08	PIPE PLUG	1			52	29407	DIFFERENTIAL CASE - INCLUDES FLANGED HALF, PLAIN HALF & ITEM 53	1
24	115E-16	PIPE PLUG	1			53	29408	CAPSCREW	12
25	41303	ELBOW	1			54	29411	NUT	16
26	52E-1004	CAPSCREW	32			55	29412	BOLT	16
27	50A-1020	BOLT	4			56	29413	BEARING CUP - L.H.	1
28	50D-1028	CAPSCREW	32			57	29414	BEARING CONE - L.H.	1
29	51D-1016	CAPSCREW	40			58	29415	BEARING ADJUSTER - L.H.	1
30	14A-10	LOCKWASHER	44			59	29416	ADJUSTER LOCK - L.H.	1
31	30A-10	NUT	8			60	13A-0616	COTTER PIN	1
32	31A-10	NUT	4			61	50A-0912	BOLT	6
33	50A-1626	BOLT	8			62	14Q-09	LOCKWASHER	6
34	36D-16	LOCKNUT	8			63	37000	CARRIER ASSY. - INCLUDES ITEMS 64 TO 71	1
	35633	DIFFERENTIAL HEAD ASSY. - INCLUDES ITEMS 35 TO 62	1			64		BEARING CAP - NOT AVAILABLE SEPARATELY	2
35	29386	NUT	1			65	29418	PLUG - UPPER	1
36	29387	WASHER	1			66	29419	PLUG - LOWER	1
37	29388	OIL SEAL & RETAINER ASSY.	1			67	29420	COVER	1
38	29389	CAGE & CUP ASSY.	1			68	29429	CAPSCREW	4
	29390	SHIM - .003"	A.R.			69	29430	WASHER	4
	29391	SHIM - .005"	A.R.			70	50A-0707	BOLT	2
39	29392	SHIM - .010"	A.R.			71	14A-07	LOCKWASHER	2
	29393	SHIM - .020"	A.R.				37001	DIFFERENTIAL ASSY. - INCLUDES ITEMS 72 TO 77	1
	29394	SHIM - .030"	A.R.			72	29423	RETAINER	2
40	29396	BEARING CUP - OUTER	1			73	29424	SPRING	2
41	29397	BEARING CONE - OUTER	1			74	29425	CLUTCH & HOLDOUT RING ASSY. - C/W ITEM 75	2
42	29398	BEARING CUP - INNER	1			75		HOLDOUT RING - NOT AVAILABLE SEPARATELY	2
43	29399	BEARING CONE - INNER	1			76	29426	SPIDER ASSY.	1
						77	37002	SIDE GEAR	2
							29427	BEARING & SEAL KIT - INCLUDES ITEMS 37, 40 TO 43, 46, 48, 49, 56 & 57	A.R.
							29428	NUT & BOLT KIT - INCLUDES ITEMS 54 & 55	A.R.

EFFECTIVE SERIAL NUMBERS)
 NUMEROSI DE SERIE EFFECTIVIS)
 NUMEROSI DE SERIE EFFECTIVOS)

17945 TO 19473

700 SERIES
 SERIE 700

SECTION 7 PAGE 7
 SECTION 7 PAGE 7



ISSUE No.
 N° D'ÉMISSION
 N° DE EDICION

3 REVISION A

FINAL DRIVE ASSEMBLY - SINGLE REDUCTION - Model 710/710A

NOVEMBER 1990

FOR LIST OF PARTS - TURN THIS PAGE

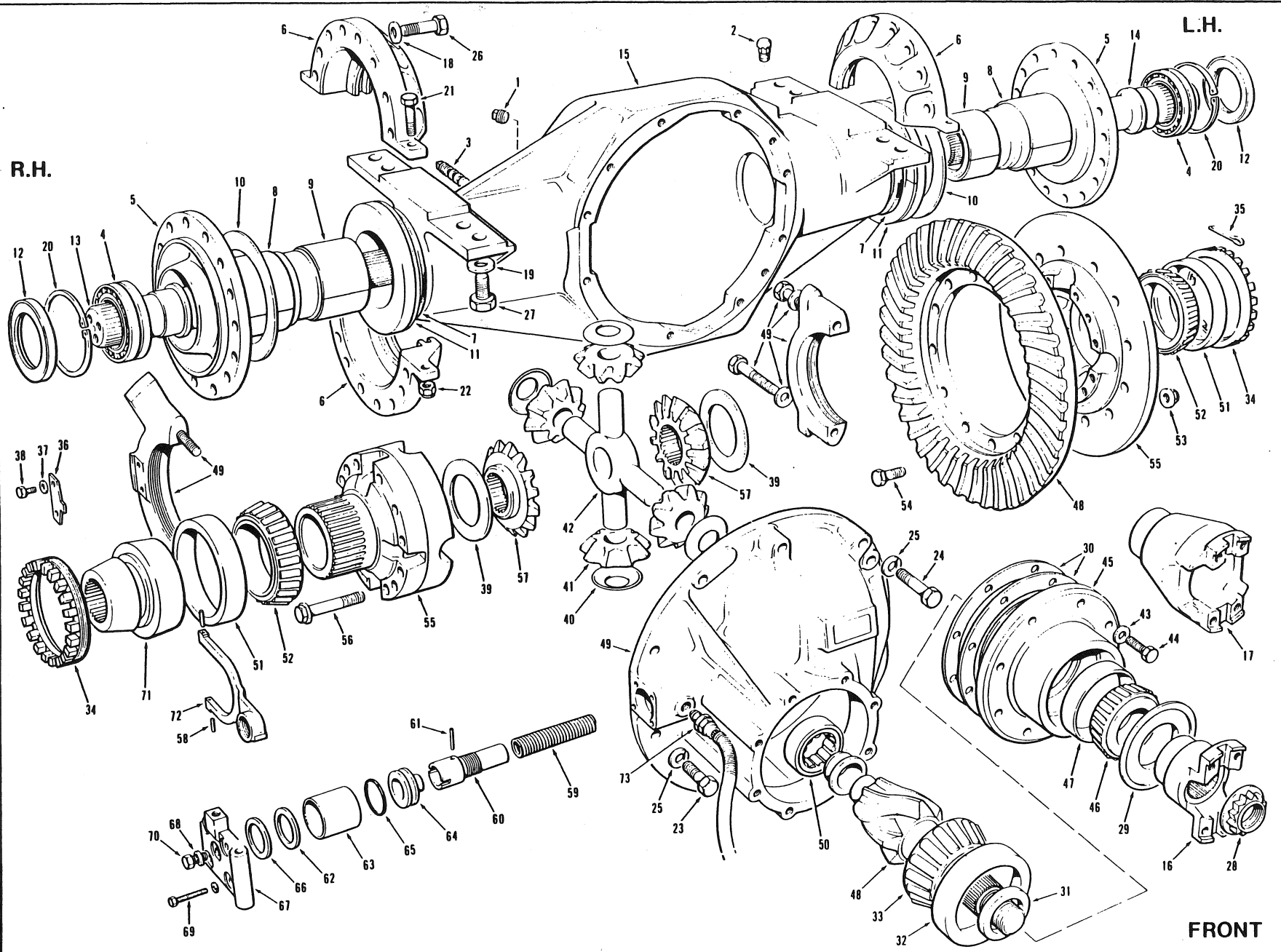
POUR LA LISTE DES PIÈCES - VOIR AU VERTIC

DADA LA LISTA DE LAS PIEZAS - VER AL VERTIC

USE ONLY CHAMPION ROAD MACHINERY APPROVED PARTS

SECTION 7		PAGE 8		ISSUE-No. N° D'ÉMISSION N° DE EDICION		3 REVISION A		FINAL DRIVE ASSEMBLY - SINGLE REDUCTION - Model 710/710A			NOVEMBER 1990	
No. N° N°	PART No. N° DE PIÉCE N° DE PIEZA	DESCRIPTION DÉSCRIPTION DESCRIPCION		No. REQ. N° REQ. N° REQ.	REMARKS REMARQUES NOTAS	No. N° N°	PART No. N° DE PIÉCE N° DE PIEZA	DESCRIPTION DÉSCRIPTION DESCRIPCION		No. REQ. N° REQ. N° REQ.	REMARKS REMARQUES NOTAS	
1	37729	FINAL DRIVE ASSY. - INCLUDES ITEMS 1 TO 79		1	SECTION 9 PAGE 1/2	46	29395	SPACER - 0.6365" THICK		A.R.		
		708	STUD	4			44203	SPACER - 0.634		A.R.		
2	4341	BREATHER		1			44204	SPACER - 0.635		A.R.		
3		YOKE		REF.			44205	SPACER - 0.636		A.R.		
4	29050	SHIM		A.R.			44206	SPACER - 0.637		A.R.		
5	*58623	BUSHING		2			44207	SPACER - 0.638		A.R.		
6	33892	BEARING		2			44208	SPACER - 0.639		A.R.		
7	33894	OIL SEAL - OUTER		2			44209	SPACER - 0.640		A.R.		
8	35623	AXLE HOUSING		1			44210	SPACER - 0.641		A.R.		
9	35630	AXLE		2			44211	SPACER - 0.642		A.R.		
10	35631	SPACER		2			44212	SPACER - 0.643		A.R.		
11	35632	THRUST PLATE		16			47	29400 PINION & GEAR - MATCHED SET - C/W ITEM 37		1		
12	36251	STUD		4			48	29401 BEARING		1		
13	36252	WASHER		4			49	29402 CAPSCREW		2		
14	37641	SHIM - .002		A.R.			50	29403 BEARING CUP - R.H.		1		
15	37643	SEAL		2			51	29404 BEARING CONE - R.H.		1		
16	37647	RETAINER - PIVOT RING		2			52	29405 BEARING ADJUSTER - R.H.		1		
17	37687	WEAR RING		4			53	29406 ADJUSTER LOCK - R.H.		1		
18	37731	PIVOT RING ASSY. - INCLUDES ITEM 5		2			54	29407 DIFFERENTIAL CASE - INCLUDES FLANGED HALF, PLAIN HALF & ITEM 55		1		
19	12A-041	O RING		2			55	29408 CAPSCREW		12		
20	12A-452	O RING		2			56	29411 NUT		16		
21	198-550	SNAP RING		2			57	29412 BOLT		16		
22	29A-02	GREASE FITTING		2			58	29413 BEARING CUP - L.H.		1		
23	115E-06	PIPE PLUG		1			59	29414 BEARING CONE - L.H.		1		
24	115E-08	PIPE PLUG		1			60	29415 BEARING ADJUSTER - L.H.		1		
25	115E-16	PIPE PLUG		1			61	29416 ADJUSTER LOCK - L.H.		1		
26	41303	ELBOW		1			62	13A-0616 COTTER PIN		1		
27	52E-1004	CAPSCREW		32	63	50A-0912 BOLT		6				
28	50A-1020	BOLT		4	64	14Q-09 LOCKWASHER		6				
29	50D-1028	CAPSCREW		32								
30	51D-1016	CAPSCREW		40	65	37000 CARRIER ASSY. - INCLUDES ITEMS 66 TO 73		1				
31	14A-10	LOCKWASHER		44	66	BEARING CAP - NOT AVAILABLE SEPARATELY		2				
32	30A-10	NUT		8	67	29418 PLUG - UPPER		1				
33	31A-10	NUT		4	68	29419 PLUG - LOWER		1				
34	50A-1626	BOLT		8	69	29420 COVER		1				
35	36D-16	LOCKNUT		8	70	29429 CAPSCREW		4				
36	13D-0808	DOWEL PIN		4	71	29430 WASHER		4				
	35633	DIFFERENTIAL HEAD ASSY. - INCLUDES ITEMS 37 TO 64		1	72	50A-0707 BOLT		2				
37	29386	NUT		1	73	14A-07 LOCKWASHER		2				
38	29387	WASHER		1		37001 DIFFERENTIAL ASSY. - INCLUDES ITEMS 74 TO 79		1				
39	29388	OIL SEAL & RETAINER ASSY.		1	74	29423 RETAINER		2				
40	29389	CAGE & CUP ASSY.		1	75	29424 SPRING		2				
41	29390	SHIM - .003"		A.R.	76	29425 CLUTCH & HOLDOUT RING ASSY. - C/W ITEM 77		2				
	29391	SHIM - .005"		A.R.	77	HOLDOUT RING - NOT AVAILABLE SEPARATELY		2				
	29392	SHIM - .010"		A.R.	78	29426 SPIDER ASSY.		1				
	29393	SHIM - .020"		A.R.	79	37002 SIDE GEAR		2				
	29394	SHIM - .030"		A.R.		29427 BEARING & SEAL KIT - INCLUDES ITEMS 39, 42 TO 45, 48, 50, 51, 58 & 59		A.R.				
42	29396	BEARING CUP - OUTER		1		29428 NUT & BOLT KIT - INCLUDES ITEMS 56 & 57		A.R.				
43	29397	BEARING CONE - OUTER		1								
44	29398	BEARING CUP - INNER		1								
45	29399	BEARING CONE - INNER		1								

CHAMPION ROAD MACHINERY



ISSUE No.
N° D'ÉMISSION
N° DE EDICION

4 REVISION B

FINAL DRIVE ASSEMBLY - Models 710 thru 720A

NOVEMBER 1990

FOR LIST OF PARTS - TURN THIS PAGE

POUR LA LISTE DES PIÈCES - VOIR AU VERSO

PARA LA LISTA DE LAS PIEZAS - VER AL VERSO

USE ONLY CHAMPION APPROVED PARTS



EFFECTIVE SERIAL NUMBER(S)
NUMEROS DE SERIE EFFECTIF(S)
NUMEROS DE SERIE EFECTIVOS

Models 720 & 720A: 19429, 19431,
19433, 19435 to 19438, 19440 &
19442 to 19640

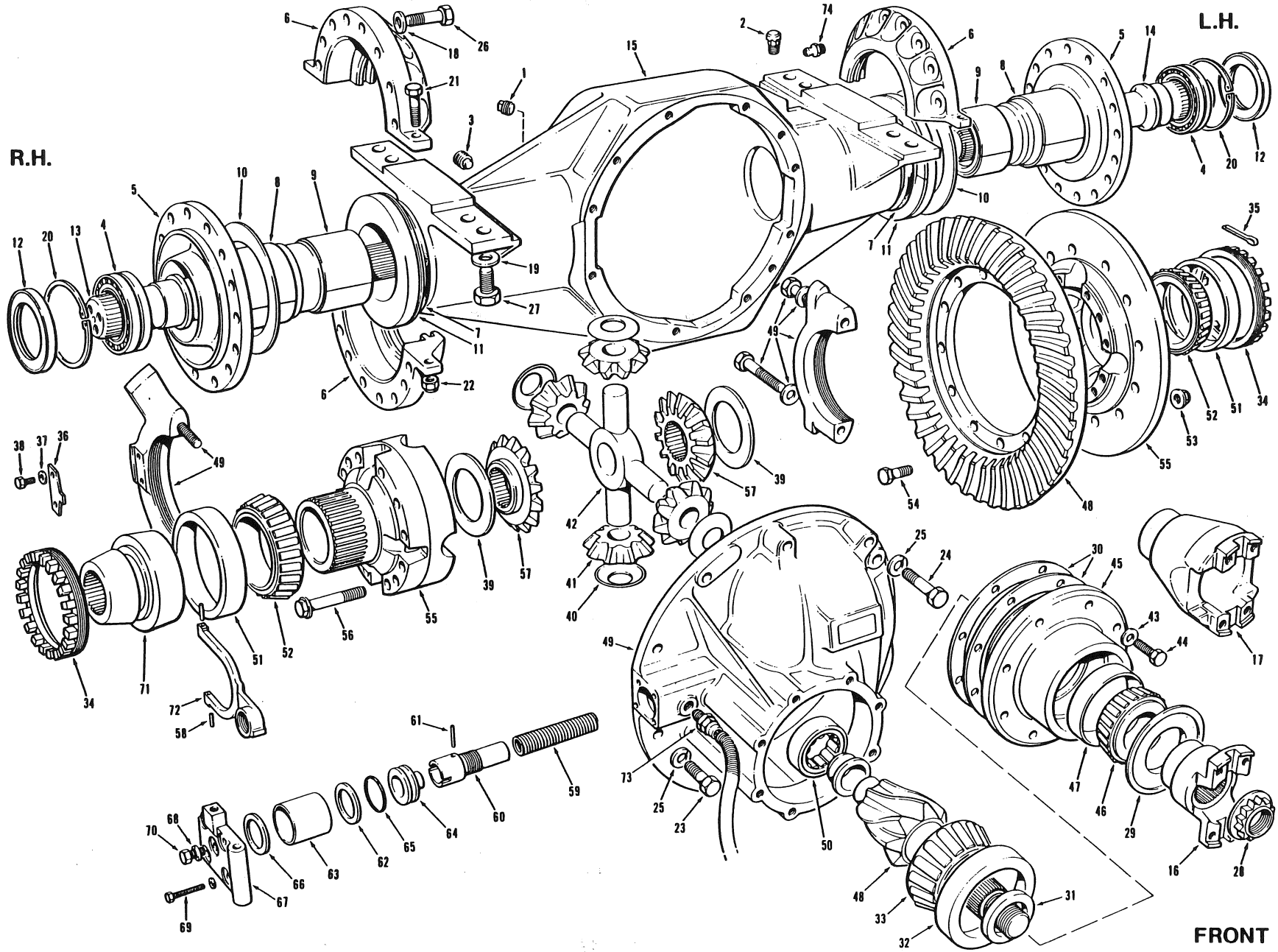
Models 710 & 710A: 19482 to 19575

SERIE 700

SECTION 7 PAGE
SECCION 7 PAGINA 7

SECTION SECCION	7	PAGE PAGINA	8	ISSUE No. N° D'ÉMISSION N° DE EDICION	4 REVISION B	FINAL DRIVE ASSEMBLY - Models 710 thru 720A	NOVEMBER 1990		
No. N° N°	PART No. N° DE PIÈCE N° DE PIEZA	DESCRIPTION DESCRIPTION DESCRIPCION	No. REQ. N° REQ. N° REQ.	REMARKS REMARQUES NOTAS	No. N° N°	PART No. N° DE PIECE N° DE PIEZA	DESCRIPTION DESCRIPTION DESCRIPCION	No. REQ. N° REQ. N° REQ.	REMARKS REMARQUES NOTAS
	37620	FINAL DRIVE ASSY. - INCLUDES ITEMS 1 TO 16 & 18 TO 73	1	710/710A					
	37624	FINAL DRIVE ASSY. - INCLUDES ITEMS 1 TO 15 & 17 TO 73	1	720/720A					
1	3614	PLUG	1						
2	4341	BREATHER	1						
3	27449	PLUG	1						
4	33892	BEARING	2						
5	37575	FLANGED SLEEVE	2						
6	37577	SPLIT RING ASSY. - INCLUDES ITEMS 21 & 22	2						
7	37580	SEAL	2						
8	37582	BUSHING	2						
9	37583	BUSHING	2						
10	37584	THRUST PLATE - OUTER	2						
11	37585	THRUST PLATE - INNER	2						
12	37591	OIL SEAL	2						
13	*37616	AXLE SHAFT - L.H.	1						
14	*37617	AXLE SHAFT - R.H.	1						
15	37619	HOUSING	1						
16	37661	YOKE	1	710/710A					
17	37662	YOKE	1	720/720A					
18	37959	SPECIAL WASHER	32						
19	49301	SPECIAL WASHER	8						
20	19B-550	SNAP RING	2						
21	50A-0816	BOLT	4						
22	30D-08	NUT	4						
23	50A-1014	BOLT	8						
24	50A-1020	BOLT	12						
25	14S-10	SEAL WASHER	12						
26	50A-1228	BOLT	32						
27	50A-1624	BOLT	8						
	37621	CARRIER ASSY. - INCLUDES ITEMS 28 TO 73	1						
28	49887	NUT	1						
29	49888	SEAL	1						
30	49892	SHIM - .003"	A.R.						
	49893	SHIM - .005"	A.R.						
	49894	SHIM - .008"	A.R.						
	49895	SHIM - .020"	A.R.						
31	49896	SPACER - .250"	A.R.						
	49897	SPACER - .251"	A.R.						
	49898	SPACER - .252"	A.R.						
	49899	SPACER - .253"	A.R.						
	49900	SPACER - .254"	A.R.						
	49901	SPACER - .256"	A.R.						
	49902	SPACER - .260"	A.R.						
	49903	SPACER - .261"	A.R.						
	49904	SPACER - .262"	A.R.						
	49905	SPACER - .263"	A.R.						
	49906	BEARING - CUP	1						
	49907	BEARING - CONE	1						
	49912	ADJUSTING RING	2						
	49913	COTTER PIN	1						
	49914	LOCK	1						
	49915	WASHER	2						
	49916	BOLT	2						
	49924	WASHER	2						
	49926	WASHER	4						
	49927	PINION	4						
	49928	SPIDER	1						
	49930	WASHER	8						
	49931	BOLT	8						
	49948	CAGE - PINION	1						
	49949	BEARING - CONE	1						
	49950	BEARING - CUP	1						
	49951	PINION & GEAR - MATCHED SET	1						
	49952	DIFFERENTIAL CARRIER & CAP ASSY.	1						
	49953	BEARING	1						
	49954	BEARING - CUP	2						
	49955	BEARING - CONE	2						
	49956	NUT	12						
	49957	BOLT	12						
	49958	CASE & NEST ASSY.- INCLUDES ITEMS 39, 40, 41, 42, 55, 56 & 57	1						
	49961	BOLT	12						
	49962	SIDE GEAR	2						
		DIFFERENTIAL LOCK							
	49935	PIN - ROLL	2						
	49936	SPRING	1						
	49937	SHAFT - SHIFTER	1						
	49938	PIN - ROLL	1						
	49939	WASHER	1						
	49940	TUBE	1						
	49941	PISTON	1						
	49942	O RING	1						
	49943	GASKET	1						
	49944	COVER	1						
	49945	GASKET	1						
	49946	BOLT	4						
	49947	BOLT	1						
	49959	COLLAR	1						
	49960	FORK	1						
	49995	SWITCH - SENSOR	1						

CHAMPION ROAD MACHINERY



ISSUE No.
 N° D'ÉMISSION
 N° DE EDICION **5 REVISION C**

FINAL DRIVE ASSEMBLY - Models 710 thru 720A

NOVEMBER 1990

FOR LIST OF PARTS - TURN THIS PAGE

POUR LA LISTE DES PIÈCES - VOIR AU VERSO

PARA LA LISTA DE LAS PIEZAS - VER AL VERSO

EFFECTIVE SERIAL NUMBERS) Models 710 & 710A: 19576, 19597,
 NUMEROS) DE SÉRIE EFFECTIFS) 19616, 19619, 19626 TO 20717
 NUMEROS) DE SERIE EFFECTIVOS) Models 720 & 720A: 19641 TO 20722

700 SERIES
SERIE 700

SECTION 7
SECTION 7

PAGE 7
PAGINA 7

7

USE ONLY **CHAMPION** APPROVED PARTS
 ROAD MACHINERY

SECTION SECCION		PAGE PAGINA	ISSUE No. N° D'ÉMISSION N° DE EDICION	5 REVISION C		FINAL DRIVE ASSEMBLY - Models 710 thru 720A			NOVEMBER 1990	
No. N° N°	PART No. N° DE PIÈCE N° DE PIEZA	DESCRIPTION DESCRIPTION DESCRIPCION	No. REQ. N° REQ. N° REQ.	REMARKS REMARQUES NOTAS	No. N° N°	PART No. N° DE PIÈCE N° DE PIEZA	DESCRIPTION DESCRIPTION DESCRIPCION	No. REQ. N° REQ. N° REQ.	REMARKS REMARQUES NOTAS	
	37620	FINAL DRIVE ASSEMBLY - INCLUDES ITEMS 1 to 16 & 18 to 74	1	710/710A	32	49906	BEARING - CUP	1		
	37624	FINAL DRIVE ASSEMBLY - INCLUDES ITEMS 1 to 15 & 17 to 74	1	720/720A	33	49907	BEARING - CONE	1		
1	3614	PLUG - MAGNETIC	1		34	49912	ADJUSTING RING	2		
2	4341	BREATHER	1		35	49913	COTTER PIN	1		
3	*877	PLUG - MAGNETIC	1		36	49914	LOCK	1		
4	33892	BEARING	2		37	49915	WASHER	2		
5	54524	FLANGED SLEEVE	2		38	49916	BOLT	2		
6	55163	SPLT RING ASSEMBLY - INCLUDES ITEMS 21 & 22	2		39	49924	WASHER	2		
7	37580	SEAL	2		40	49926	WASHER	4		
8	37582	BUSHING	2		41	49927	PINION	4		
9	37583	BUSHING	2		42	49928	SPIDER	1		
10	37584	THRUST PLATE - OUTER	2		43	49930	WASHER	8		
11	37585	THRUST PLATE - INNER	2		44	49931	BOLT	8		
12	37591	OIL SEAL	2		45	49948	CAGE - PINION	1		
13	*37616	AXLE SHAFT - L.H.	1		46	49949	BEARING - CONE	1		
14	*37617	AXLE SHAFT - R.H.	1		47	49950	BEARING - CUP	1		
15	37619	HOUSING	1		48	53386	PINION & GEAR - MATCHED SET	1		
16	37661	YOKE	1	710/710A	49	49952	DIFFERENTIAL CARRIER & CAP ASSEMBLY	1		
17	37662	YOKE	1	720/720A	50	53387	BEARING	1		
18	37959	SPECIAL WASHER	32		51	49954	BEARING - CUP	2		
19	49380	SPECIAL WASHER	8		52	49955	BEARING - CONE	2		
20	19B-550	SNAP RING	2		53	53388	NUT	12		
21	50A-0812	BOLT	4		54	53389	BOLT	12		
22	30D-08	NUT	4		55	53390	CASE & NEST ASSEMBLY - INCLUDES ITEMS 39, 40, 41, 42, 55, 56 & 57	1		
23	50A-1014	BOLT	8		56	49961	BOLT	12		
24	50A-1032	BOLT	4		57	49962	SIDE GEAR	2		
25	14S-10	SEAL WASHER	8				DIFFERENTIAL LOCK			
26	50A-1228	BOLT	32		58	53391	PIN - ROLL	2		
27	50A-1626	BOLT	8		59	49936	SPRING	1		
	38053	CARRIER ASSEMBLY - INCLUDES ITEMS 28 to 57	1		60	49937	SHAFT - SHIFTER	1		
28	49887	NUT	1		61	49938	PIN - ROLL	1		
29	49888	SEAL	1		62	49939	WASHER	1		
30	53385	SHIM - .003"	A.R.		63	49940	TUBE	1		
30	49893	SHIM - .005"	A.R.		64	49941	PISTON	1		
30	49894	SHIM - .008"	A.R.		65	49942	O RING	1		
30	49895	SHIM - .020"	A.R.		66	49943	GASKET - COPPER	1		
31	49896	SPACER - .250"	A.R.		67	49944	COVER	1		
31	49897	SPACER - .251"	A.R.		68	49945	GASKET	1		
31	49898	SPACER - .252"	A.R.		69	49946	BOLT	4		
31	49899	SPACER - .253"	A.R.		70	49947	BOLT	1		
31	49900	SPACER - .254"	A.R.		71	49959	COLLAR	1		
31	49901	SPACER - .256"	A.R.		72	49960	FORK	1		
31	49902	SPACER - .260"	A.R.		73	49995	SWITCH - SENSOR	1		
31	49903	SPACER - .261"	A.R.							
31	49904	SPACER - .262"	A.R.		74	29A-02	GREASE FITTING	2		
31	49905	SPACER - .263"	A.R.							

CHAMPION ROAD MACHINERY

EFFECTIVE SERIAL NUMBERS:
NUMEROSI DE SERIE EFFECTIFS:
NUMEROSI DE SERIE EFFECTIVOS:

20729 & UP

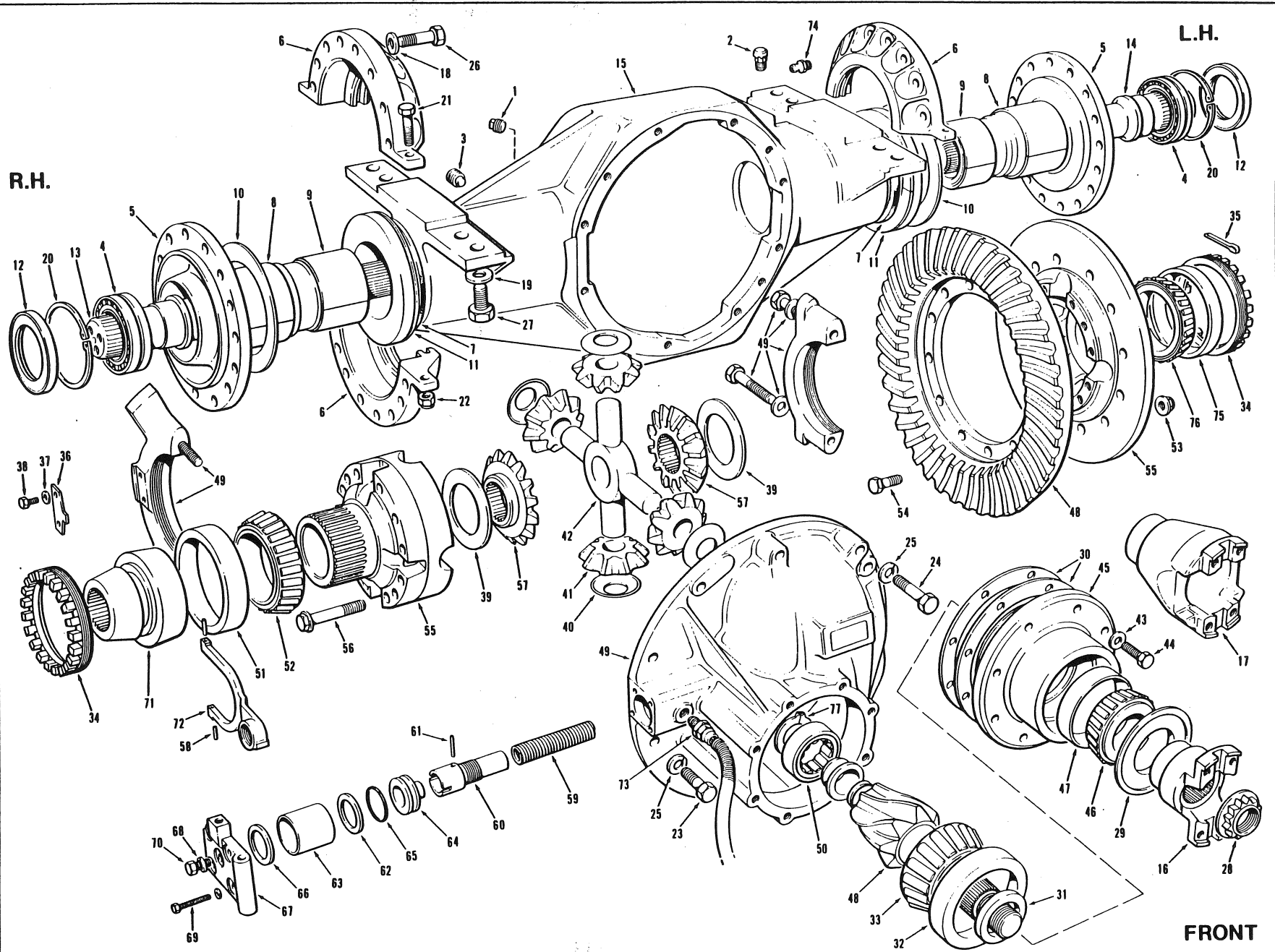
700 SERIES
SERIE 700

SECTION
SECCION

7

PAGE
PAGINA

7



ISSUE No
N° D'ÉMISSION
N° DE EDICION

6 REVISION A

FINAL DRIVE ASSEMBLY - Models 710 thru 720A

NOVEMBER 1990

FOR LIST OF PARTS - TURN THIS PAGE

POUR LA LISTE DES PIÈCES - VOIR AU VERSO

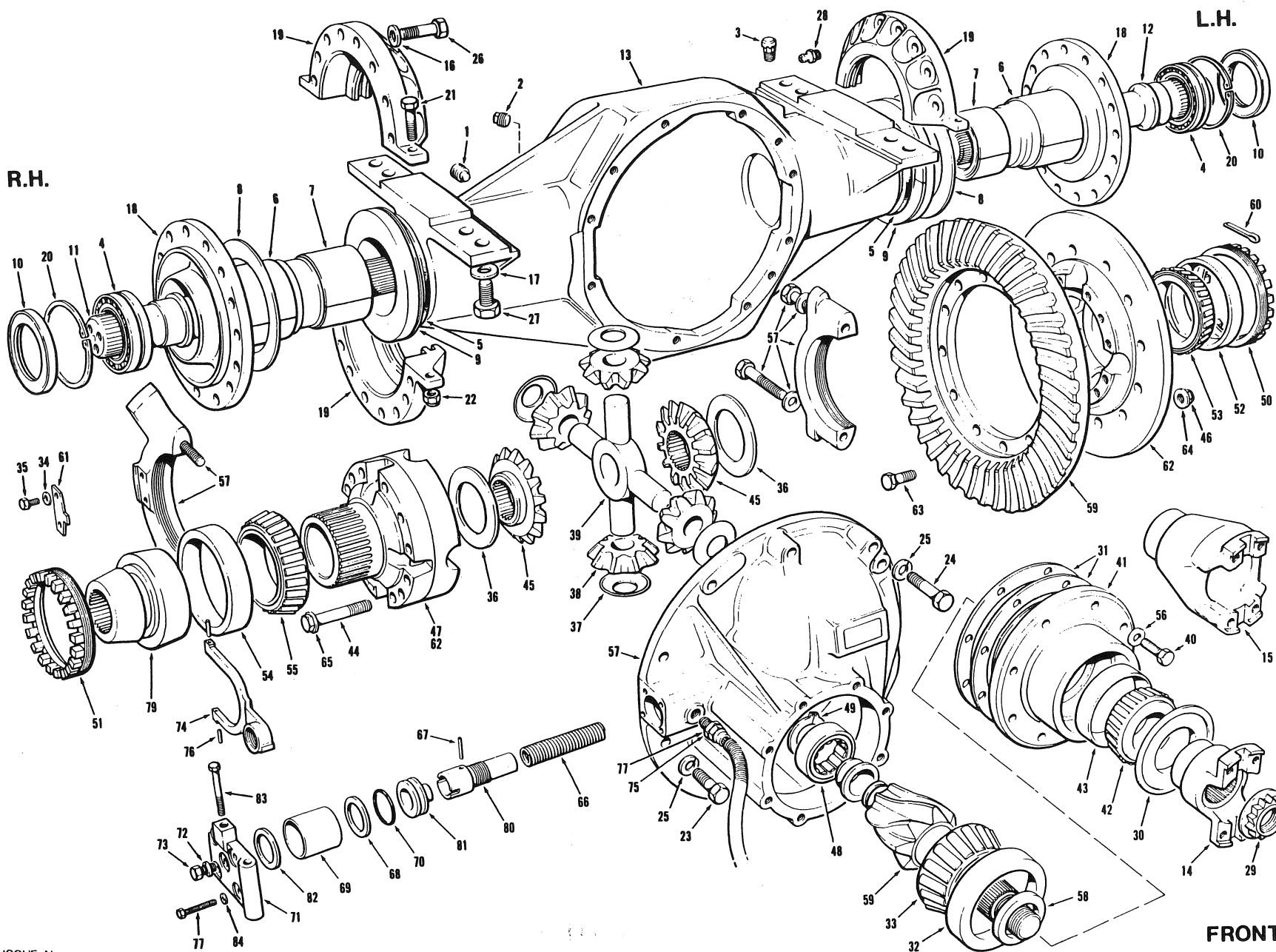
PARA LA LISTA DE LAS PIEZAS - VER AL VERSO

USE ONLY CHAMPION APPROVED PARTS



SECTION SECCION	7	PAGE PAGINA	8	ISSUE No. N° D'ÉMISSION N° DE EDICION	6 REVISION A	FINAL DRIVE ASSEMBLY - Models 710 thru 720A				NOVEMBER 1990
No. N°	PART No. N° DE PIÉCE N° DE PIEZA	DESCRIPTION DÉSCRIPTION DESCRIPCION		No. REQ. N° REQ. N° REQ.	REMARKS REMARQUES NOTAS	No. N°	PART No. N° DE PIECE N° DE PIEZA	DESCRIPTION DÉSCRIPTION DESCRIPCION	No. REQ. N° REQ. N° REQ.	REMARKS REMARQUES NOTAS
	*56398	FINAL DRIVE ASSEMBLY - INCLUDES ITEMS 1 TO 16 & 18 TO 77		1	710/710A	32	49908	BEARING - CUP	1	
	56400	FINAL DRIVE ASSEMBLY - INCLUDES ITEMS 1 TO 15 & 17 TO 77		1	720/720A	33	49907	BEARING - CONE	1	
1	3614	PLUG - MAGNETIC		1		34	58373	ADJUSTING RING - L.H.	1	
2	4341	BREATHER		1			58374	ADJUSTING RING - R.H.	1	
3	877	PLUG - MAGNETIC		1		35	49913	COTTER PIN	1	
4	33892	BEARING		2		36	49914	LOCK	1	
5	54524	FLANGED SLEEVE		2		37	49915	WASHER	2	
6	55163	SPLIT RING ASSEMBLY - INCLUDES ITEMS 21 & 22		2		38	49916	BOLT	2	
7	37580	SEAL		2		39	49924	WASHER	2	
8	37582	BUSHING		2		40	49926	WASHER	4	
9	37583	BUSHING		2		41	49927	PINION	4	
10	37584	THRUST PLATE - OUTER		2		42	49928	SPIDER	1	
11	37585	THRUST PLATE - INNER		2		43	49930	WASHER	8	
12	37591	OIL SEAL		2		44	49931	BOLT	8	
13	* 37616	AXLE SHAFT - L.H.		1		45	49948	CAGE - PINION	1	
14	* 37617	AXLE SHAFT - R.H.		1		46	49949	BEARING - CONE	1	
15	37619	HOUSING		1		47	49950	BEARING - CUP	1	
16	37661	YOKE		1	710/710A 720/720A	48	58387	PINION & GEAR - MATCHED SET	1	
17	37662	YOKE		1		49	49952	DIFFERENTIAL CARRIER & CAP ASSEMBLY	1	
18	37659	SPECIAL WASHER		32		50	58371	BEARING	1	
19	49380	SPECIAL WASHER		8		51	* 58375	BEARING - CUP - L.H.	1	
20	19B-550	SNAP RING		2		52	58376	BEARING - CONE - L.H.	1	
21	50A-0812	BOLT		4		53	53388	NUT	12	
22	30D-08	NUT		4		54	53389	BOLT	12	
23	50A-1014	BOLT		8		55	58370	CASE & NEST ASSEMBLY - INCLUDES ITEMS 39, 40, 41, 42, 55, 56 & 57	1	
24	50A-1032	BOLT		4		56	49961	BOLT	12	
25	14S-10	SEAL WASHER		8		57	49962	SIDE GEAR	2	
26	50A-1228	BOLT		32				DIFFERENTIAL LOCK		
27	50A-1626	BOLT		8		58	53391	PIN - ROLL	2	
	56290	CARRIER ASSEMBLY - INCLUDES ITEMS 28 TO 57		1		59	49936	SPRING	1	
28	49887	NUT		1		60	49937	SHAFT - SHIFTER	1	
29	49888	SEAL		1		61	49938	PIN - ROLL	1	
30	53385	SHIM - .003"		A.R.		62	49939	WASHER	1	
	49893	SHIM - .005"		A.R.		63	49940	TUBE	1	
31	49894	SHIM - .008"		A.R.		64	49941	PISTON	1	
	49895	SHIM - .020"		A.R.		65	49942	O RING	1	
	49896	SPACER - .250"		A.R.		66	49943	GASKET - COPPER	1	
	49897	SPACER - .251"		A.R.		67	49944	COVER	1	
	49898	SPACER - .252"		A.R.		68	49945	GASKET	1	
	49899	SPACER - .253"		A.R.		69	49946	BOLT	4	
	49900	SPACER - .254"		A.R.		70	49947	BOLT	1	
	49901	SPACER - .256"		A.R.		71	58377	COLLAR	1	
	49902	SPACER - .260"		A.R.		72	49960	FORK	1	
	49903	SPACER - .261"		A.R.		73	49995	SWITCH - SENSOR	1	
	49904	SPACER - .262"		A.R.						
	49905	SPACER - .263"		A.R.						
						74	29A-02	GREASE FITTING	2	
						75	58388	BEARING - CUP - R.H.	1	
						76	58389	BEARING - CONE - R.H.	1	
						77	58372	SNAP RING	1	

CHAMPION ROAD MACHINERY



ISSUE No.
N° D'ÉMISSION
N° DE EDICION

7 REVISION A

FINAL DRIVE ASSEMBLY - Models 710 thru 720A

APRIL 1992

FOR LIST OF PARTS - TURN THIS PAGE

POUR LA LISTE DES PIÈCES - VOIR AU VERSO

PARA LA LISTA DE LAS PIEZAS - VER AL VERSO

USE ONLY CHAMPION ROAD MACHINERY APPROVED PARTS

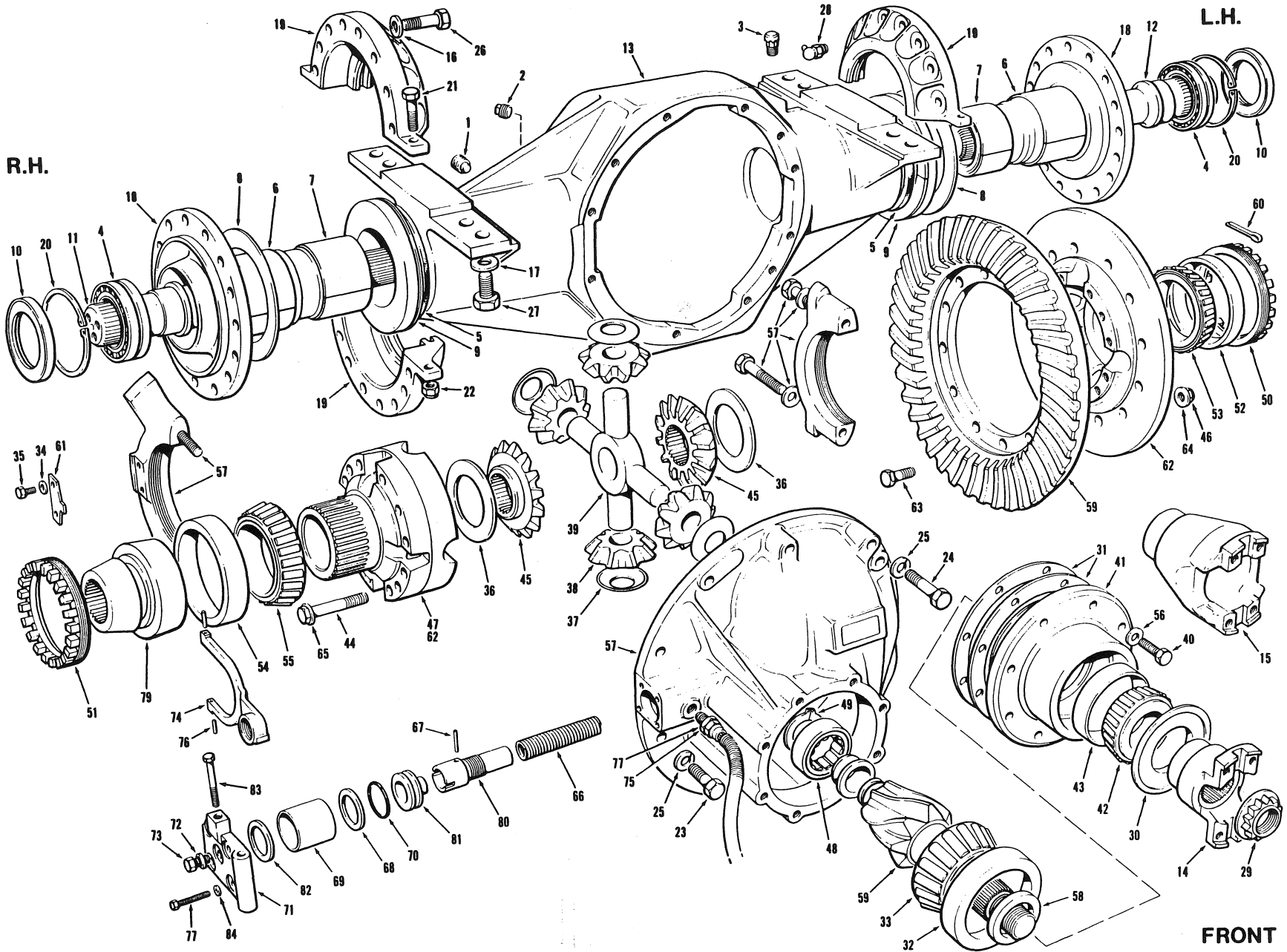
EFFECTIVE SERIAL NUMBERS (S)
NUMEROS (S) DE SÉRIE EFFECTIFS (S)
NUMEROS (S) DE SERIE EFFECTIVOS (S)
21647 to 21854, 21867,
21872, 21906, 21907,
21910 to 21914 & 21921

700 SERIES
SERIE 700

SECTION 7
SECTION 7
PAGE 7
PAGINA 7

SECTION SECCION		PAGE PAGINA		ISSUE No. N° D'ÉMISSION N° DE EDICION		7 REVISION A		FINAL DRIVE ASSEMBLY - Models 710 thru 720A				APRIL 1992	
No. N° N°	PART No. N° DE PIÈCE N° DE PIEZA	DESCRIPTION DESCRIPTION DESCRIPCION	No. REQ. N° REQ. N° REQ.	REMARKS REMARQUES NOTAS	No. N° N°	PART No. N° DE PIÈCE N° DE PIEZA	DESCRIPTION DESCRIPTION DESCRIPCION	No. REQ. N° REQ. N° REQ.	REMARKS REMARQUES NOTAS				
	56398	FINAL DRIVE ASSEMBLY - INCLUDES ITEMS 1 to 14 & 16 to 84	1	710/710A	47	58370	CASE & NEST ASSEMBLY - INCLUDES ITEMS 38 to 39, 45, 46 & 62	1					
	56400	FINAL DRIVE ASSEMBLY - INCLUDES ITEMS 1 to 13 & 15 to 84	1	720/720A	48	58371	BEARING	1					
1	877	PLUG - MAGNETIC	1		49	58372	SNAP RING	1					
2	3614	PLUG - MAGNETIC	1		50	58373	ADJUSTING RING - L.H.	1					
3	4341	BREATHER	1		51	58374	ADJUSTING RING - R.H.	1					
4	33892	BEARING	2		52	58375	BEARING - CUP - L.H.	1					
5	37580	SEAL	2		53	58376	BEARING - CONE - L.H.	1					
6	37582	BUSHING	2		54	58388	BEARING - CUP - R.H.	1					
7	37583	BUSHING	2		55	58389	BEARING - CONE - R.H.	1					
8	37584	THRUST PLATE - OUTER	2		56	*63082	WASHER	8					
9	37585	THRUST PLATE - INNER	2		57	*63096	DIFFERENTIAL CARRIER & CAP ASSEMBLY	1					
10	37591	OIL SEAL	2			*63084	SPACER - .250"	A.R.					
11	37617	AXLE SHAFT - R.H.	1			*63085	SPACER - .251"	A.R.					
12	37616	AXLE SHAFT - L.H.	1			*63086	SPACER - .252"	A.R.					
13	37619	HOUSING	1			*63087	SPACER - .253"	A.R.					
14	37661	YOKE	1	710/710A		*63088	SPACER - .254"	A.R.					
15	37662	YOKE	1	720/720A	58	*63089	SPACER - .256"	A.R.					
16	37959	SPECIAL WASHER	32			*63090	SPACER - .260"	A.R.					
17	48380	SPECIAL WASHER	8			*63091	SPACER - .261"	A.R.					
18	54524	FLANGED SLEEVE	2			*63092	SPACER - .262"	A.R.					
19	85163	SPLIT RING ASSEMBLY - INCLUDES ITEMS 21 & 22	2			*63093	SPACER - .263"	A.R.					
20	19B-550	SNAP RING	2		59	*63094	SPACER - .268"	A.R.					
21	50A-0812	BOLT	4			*63095	PINION & GEAR - MATCHED SET	1					
22	30D-08	NUT	4		60	*63097	COTTER PIN	1					
23	50A-1014	BOLT	8		61	*63098	LOCK	1					
24	50A-1032	BOLT	4		62	*63100	CASE ASSEMBLY - MATCHED SET - INCLUDES BOTH CASE HALVES & ITEMS 44 & 65	1					
25	14S-10	SEAL WASHER	12		63	*63103	BOLT	12					
26	50A-1228	BOLT	32		64	*63104	WASHER	12					
27	50A-1622	BOLT	8		65	*63105	WASHER	12					
28	29A-02	GREASE FITTING	2				DIFFERENTIAL LOCK						
	56290	CARRIER ASSEMBLY - INCLUDES ITEMS 29 to 65	1		66	49936	SPRING	1					
29	49887	NUT	1		67	49938	PIN - ROLL	1					
30	49888	SEAL	1		68	49939	WASHER	1					
	53385	SHIM - .003"	A.R.		69	49940	TUBE	1					
31	49893	SHIM - .005"	A.R.		70	49942	O-RING	1					
	49894	SHIM - .008"	A.R.		71	49944	COVER	1					
	49895	SHIM - .020"	A.R.		72	49945	GASKET	1					
32	49906	BEARING - CUP	1		73	49947	BOLT	1					
33	49907	BEARING - CONE	1		74	49960	FORK	1					
34	49915	WASHER	2		75	49995	SWITCH - SENSOR	1					
35	49916	BOLT	2		76	53391	PIN - ROLL	2					
36	49924	WASHER	2		77	*63111	BOLT	4					
37	49926	WASHER	4		78	*63102	LOCKNUT	1					
38	49927	PINION	4		79	*63106	COLLAR	1					
39	49928	SPIDER	1		80	*63107	SHAFT - SHIFTER	1					
40	49931	BOLT	8		81	*63108	PISTON	1					
41	49948	CAGE - PINION	1		82	*63109	GASKET - COPPER	1					
42	49949	BEARING - CONE	1		83	*63110	BOLT - MANUAL ENGAGING	1					
43	49950	BEARING - CUP	1		84	*63112	WASHER	4					
44	49961	BOLT	12				DIFFERENTIAL HYDRAULIC CIRCUIT	Ref.	Sect 7 Pg 17				
45	49962	SIDE GEAR	2										
46	53388	NUT	12										

CHAMPION ROAD MACHINERY



ISSUE No.
 N° D'ÉMISSION
 N° DE EDICION **8**

FINAL DRIVE ASSEMBLY - Models 710 thru 720A

APRIL 1992

FOR LIST OF PARTS - TURN THIS PAGE POUR LA LISTE DES PIÈCES - VOIR AU VERSO PARA LA LISTA DE LAS PIEZAS - VER AL VERSO

EFFECTIVE SERIAL NUMBERS) 21855 to 21866, 21868 to
 NUMEROS) DE SÉRIE EFFECTIFS) 21871, 21873 to 21905, 21908,
 NUMEROS) DE SÉRIE EFFECTIVOS) 21909, 21915 to 21920,
 21922 & UP

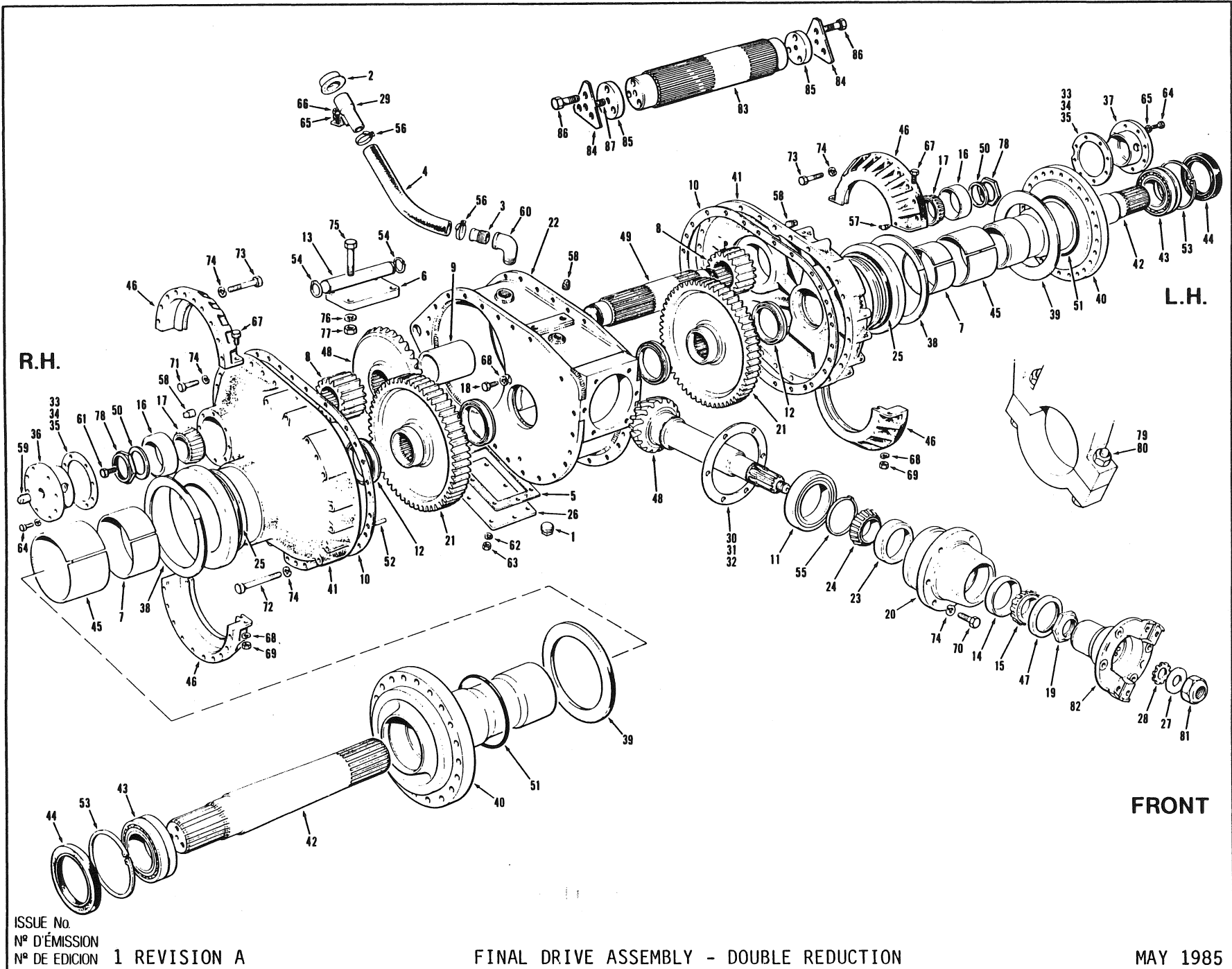
700 SERIES
SERIE 700

SECTION 7
SECCION 7
PAGE 7
PAGINA 7

USE ONLY **CHAMPION** APPROVED PARTS
ROAD MACHINERY

SECTION SECCION		PAGE PAGINA	ISSUE No. N° D'ÉMISSION N° DE EDICION	FINAL DRIVE ASSEMBLY - Models 710 thru 720A				APRIL 1992	
No. N° N°	PART No. N° DE PIÈCE N° DE PIEZA	DESCRIPTION DÉSCRIPTION DESCRIPCION	No. REQ. N° REQ. N° REQ.	REMARKS REMARQUES NOTAS	No. N° N°	PART No. N° DE PIÈCE N° DE PIEZA	DESCRIPTION DÉSCRIPTION DESCRIPCION	No. REQ. N° REQ. N° REQ.	REMARKS REMARQUES NOTAS
	56398	FINAL DRIVE ASSEMBLY - INCLUDES ITEMS 1 to 14 & 16 to 84	1	710/710A	47	58370	CASE & NEST ASSEMBLY - INCLUDES ITEMS 36 to 39, 45, 46 & 62	1	
	56400	FINAL DRIVE ASSEMBLY - INCLUDES ITEMS 1 to 13 & 15 to 84	1	720/720A	48	58371	BEARING	1	
1	877	PLUG - MAGNETIC	1		49	58372	SNAP RING	1	
2	3614	PLUG - MAGNETIC	1		50	58373	ADJUSTING RING - L.H.	1	
3	4341	BREATHING	1		51	58374	ADJUSTING RING - R.H.	1	
4	33892	BEARING	2		52	58375	BEARING - CUP - L.H.	1	
5	37580	SEAL	2		53	58376	BEARING - CONE - L.H.	1	
6	37582	BUSHING	2		54	58388	BEARING - CUP - R.H.	1	
7	37583	BUSHING	2		55	58389	BEARING - CONE - R.H.	1	
8	37584	THRUST PLATE - OUTER	2		56	63082	WASHER	8	
9	37585	THRUST PLATE - INNER	2		57	*63083	DIFFERENTIAL CARRIER & CAP ASSEMBLY	1	
10	37591	OIL SEAL	2			63084	SPACER - .250"	A.R.	
11	37617	AXLE SHAFT - R.H.	1			63085	SPACER - .251"	A.R.	
12	37616	AXLE SHAFT - L.H.	1			63086	SPACER - .252"	A.R.	
13	37619	HOUSING	1			63087	SPACER - .253"	A.R.	
14	37661	YOKE	1	710/710A		63088	SPACER - .254"	A.R.	
15	37662	YOKE	1	720/720A		63089	SPACER - .256"	A.R.	
16	37659	SPECIAL WASHER	32			63090	SPACER - .260"	A.R.	
17	49380	SPECIAL WASHER	8			63091	SPACER - .261"	A.R.	
18	54524	FLANGED SLEEVE	2			63092	SPACER - .262"	A.R.	
19	55163	SPLIT RING ASSEMBLY - INCLUDES ITEMS 21 & 22	2			63093	SPACER - .263"	A.R.	
20	19B-550	SNAP RING	2			63094	SPACER - .266"	A.R.	
21	50A-0812	BOLT	4		59	63095	PINION & GEAR - MATCHED SET	1	
22	30D-08	NUT	4		60	63097	COTTER PIN	1	
23	50A-1014	BOLT	8		61	63098	LOCK	1	
24	50A-1032	BOLT	4		62	63100	CASE ASSEMBLY - MATCHED SET - INCLUDES BOTH CASE HALVES & ITEMS 44 & 65	1	
25	14S-10	SEAL WASHER	12		63	63103	BOLT	12	
26	50A-1228	BOLT	32		64	63104	WASHER	12	
27	50A-1622	BOLT	8		65	63105	WASHER	12	
28	*29B-02	GREASE FITTING	2				DIFFERENTIAL LOCK		
	*65594	CARRIER ASSEMBLY - INCLUDES ITEMS 29 to 65	1		66	49936	SPRING	1	
29	49887	NUT	1		67	49938	PIN - ROLL	1	
30	49888	SEAL	1		68	49939	WASHER	1	
	53385	SHIM - .003"	A.R.		69	49940	TUBE	1	
31	49893	SHIM - .005"	A.R.		70	49942	O-RING	1	
	49894	SHIM - .008"	A.R.		71	49944	COVER	1	
	49895	SHIM - .020"	A.R.		72	49945	GASKET	1	
32	49906	BEARING - CUP	1		73	49947	BOLT	1	
33	49907	BEARING - CONE	1		74	49960	FORK	1	
34	49915	WASHER	2		75	49995	SWITCH - SENSOR	1	
35	49916	BOLT	2		76	53391	PIN - ROLL	2	
36	49924	WASHER	2		77	*63099	BOLT	4	
37	49926	WASHER	4		78	63102	LOCKNUT	1	
38	49927	PINION	4		79	63106	COLLAR	1	
39	49928	SPIDER	1		80	63107	SHAFT - SHIFTER	1	
40	49931	BOLT	8		81	63108	PISTON	1	
41	49948	CAGE - PINION	1		82	63109	GASKET - COPPER	1	
42	49949	BEARING - CONE	1		83	63110	BOLT - MANUAL ENGAGING	1	
43	49950	BEARING - CUP	1		84	63112	WASHER	4	
44	49961	BOLT	12				DIFFERENTIAL HYDRAULIC CIRCUIT	Ref.	Sect 7 Pg 17
45	49962	SIDE GEAR	2						
46	53388	NUT	12						

CHAMPION ROAD MACHINERY



ISSUE No
 N° D'ÉMISSION
 N° DE EDICION 1 REVISION A

FINAL DRIVE ASSEMBLY - DOUBLE REDUCTION

MAY 1985

FOR LIST OF PARTS, TURN THIS PAGE. POUR LA LISTE DES PIÈCES, VOIR AU VÉRRO. PARA LA LISTA DE LAS PIEZAS, VER AL VÉROO.

EFFECTIVE SERIAL NUMBERS) 16224, 16245 & UP
 NUMEROS) DE SERIE EFFECTIFS)
 NUMEROS) DE SERIE EFECTIVOS)
 U.S. 2021-2 & UP

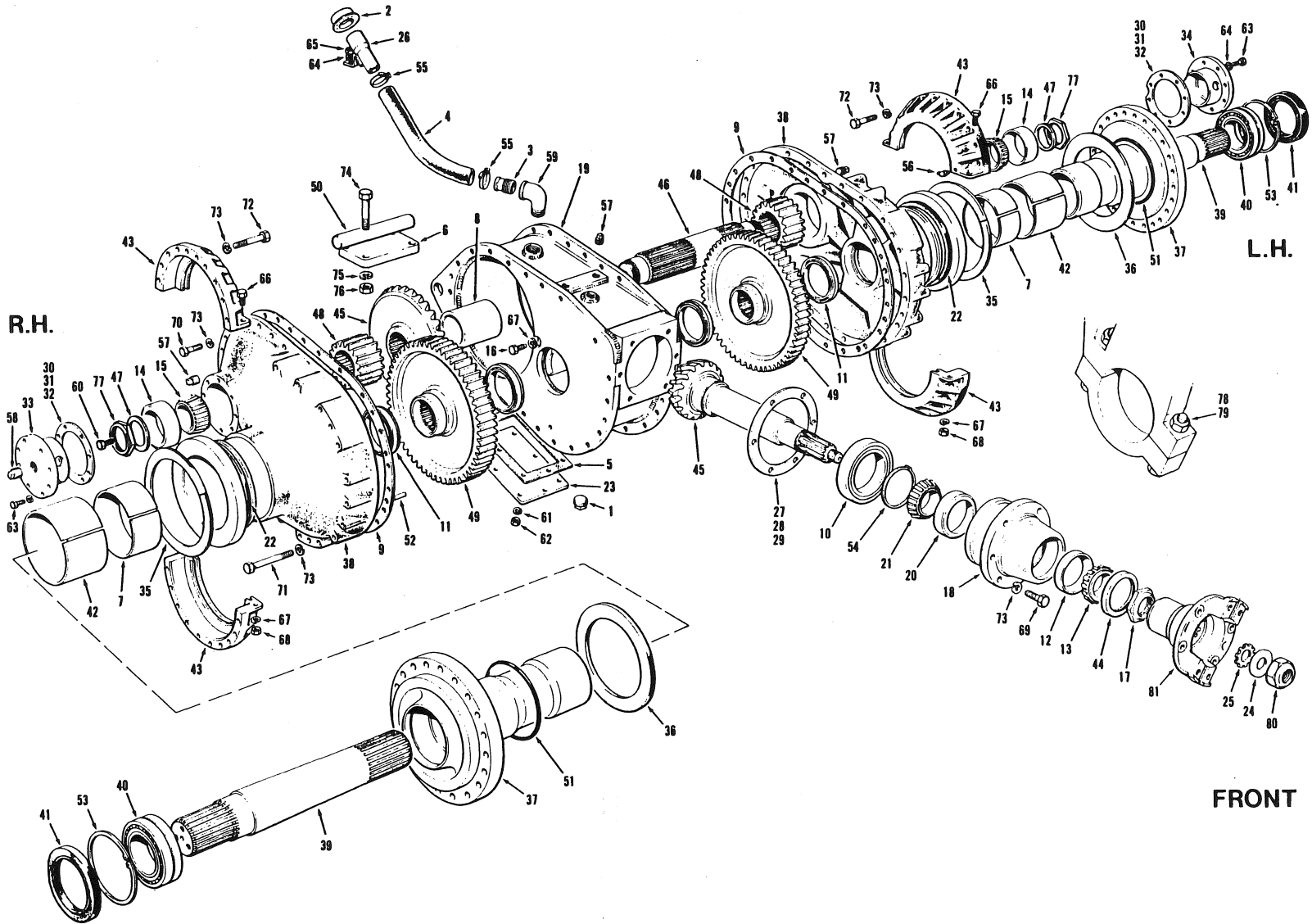
700 SERIES
 SERIE 700

SECTION 7 PAGE 9
 SECCION 7 PAGINA 9

USE ONLY CHAMPION ROAD MACHINERY APPROVED PARTS

SECTION SECCION		PAGE PAGINA		ISSUE No. N° D'ÉMISSION N° DE EDICION		1 REVISION A		FINAL DRIVE ASSEMBLY - DOUBLE REDUCTION			MAY 1985	
No. N° N°	PART No. N° DE PIÈCE N° DE PIEZA	DESCRIPTION DÉSCRIPTION DESCRIPCION	No. REQ. N° REQ. N° REQ.	REMARKS REMARQUES NOTAS	No. N° N°	PART No. N° DE PIÈCE N° DE PIEZA	DESCRIPTION DÉSCRIPTION DESCRIPCION	No. REQ. N° REQ. N° REQ.	REMARKS REMARQUES NOTAS			
	29968	FINAL DRIVE ASSEMBLY	1		48	29585	SPIRAL PINION GEAR - 34 TEETH } MATCHED SPIRAL PINION SHAFT - 12 TEETH } SET	1				
1	3614	MAGNETIC PLUG	1		49	29930	CROSS SHAFT	1				
2	5888	BREATHING CAP	1		50	29931	SPACER - BEARING	2				
3	8572-4	NIPPLE	1		51	12A-369	O RING	2				
4	8585 X 28	HOSE	1		52	13D-1624	DOWEL PIN	4				
5	11448	GASKET	1		53	19B-625	SNAP RING	2				
6	12125-28	MOUNTING PLATE	1		54	19C-150	SNAP RING	2				
7	12638	BUSHING	2		55	19F-105	SNAP RING	1				
8	12642	SPUR PINION	2		56	22B-28	CLAMP	2				
9	12644	SPACER	1		57	29B-02	GREASE FITTING	2				
10	12649	GASKET	2		58	115E-08	PIPE PLUG	3				
11	12655	BEARING	1		59	115E-16	PIPE PLUG	1				
12	12660	BEARING	4		60	115J-16	ELBOW	1				
13	12674	PIN	1		61	50D-0504	BOLT	1				
14	16727	BEARING CUP	1		62	14A-05	LOCKWASHER	8				
15	16728	BEARING CONE	1		63	30A-05	NUT	8				
16	16729	BEARING CUP	2		64	50A-0612	BOLT	16				
17	16730	BEARING CONE	2		65	14A-06	LOCKWASHER	17				
18	16885	SCREW	1		66	30A-06	NUT	1				
19	16941	NUT	1		67	50A-0810	BOLT	4				
20	16968	CAP - PINION	1		68	14A-08	LOCKWASHER	5				
21	16970	BULL GEAR	2		69	30D-08	NUT	4				
22	16972	MAIN CASE	1		70	50A-1014	BOLT	6				
23	18446	BEARING CUP	1		71	50A-1016	BOLT	20				
24	18447	BEARING CONE	1		72	50A-1038	BOLT	22				
25	19677	SEAL	2		73	51A-1024	BOLT	44				
26	19827	COVER PLATE	1		74	14A-10	LOCKWASHER	88				
27	25287	WASHER	1		75	50A-1236	BOLT	4				
28	27341	WASHER	1		76	14A-12	LOCKWASHER	4				
29	28010	PIPE	1		77	30A-12	NUT	4				
30	29187	SHIM - .005"	A.R.		78	36S-14	LOCKNUT	2				
31	29188	SHIM - .007"	A.R.		79	50A-1856	BOLT	4				
32	29189	SHIM - .020"	A.R.		80	30A-18	NUT	4				
33	29191	SHIM - .005"	A.R.		81	37H-20	LOCKNUT	1				
34	29192	SHIM - .007"	A.R.		82		BRAKE FLANGE YOKE	REF.	SECTION 9 PAGE 1/2			
35	29193	SHIM - .020"	A.R.									
36	29468	CAP - CROSS SHAFT - R.H.	1				CROSS SHAFT ASSEMBLY					
37	29469	CAP - CROSS SHAFT - L.H.	1				UP TO SERIAL No. 16474, 16476 TO 16478, 16480 TO 16482, 16488, 16491 TO 16497, 16500, 16502, 16505, 16508, 16509, 16512 TO 16514, 16517, 16521, 16526, 16527, 16529, 16530, 16532 TO 16544, 16551, 16553					
38	29483	THRUST PLATE - INNER	2									
39	29484	THRUST PLATE - OUTER	2									
40	29485	FLANGED SLEEVE	2									
41	29487	SIDE HOUSING	2									
42	29490	DRIVE AXLE	2									
43	29494	BEARING	2									
44	29495	OIL SEAL	2									
45	29496	BUSHING	2									
46	29507	HALF RING ASSY. - INCLUDES ITEMS 67 TO 69	2									
47	29583	OIL SEAL	1		83	12643	CROSS SHAFT	1				
					84	12653	TAB WASHER	2				
					85	29183	END CAP	2				
					86	50A-0812	BOLT	6				
					87	70E-1012	SET SCREW	1				

CHAMPION ROAD MACHINERY



R.H.

L.H.

FRONT

ISSUE No.
 N° D'ÉMISSION
 N° DE EDICION 2 REVISION A

FINAL DRIVE ASSEMBLY - DOUBLE REDUCTION

DECEMBER 1986

FOR LIST OF PARTS - TURN THIS PAGE

POUR LA LISTE DES PIÈCES - VOIR AU VERSO

PARA LA LISTA DE LAS PIEZAS - VER AL VERSO

EFFECTIVE SERIAL NUMBERS)
 NUMEROS) DE SERIE EFFECTIFS)
 NUMEROS) DE SERIE EFFECTIVOS)

16814, 16868 TO 16872,
 16878 TO 16898,
 16935 TO 17726
 TO 17728 & 17732

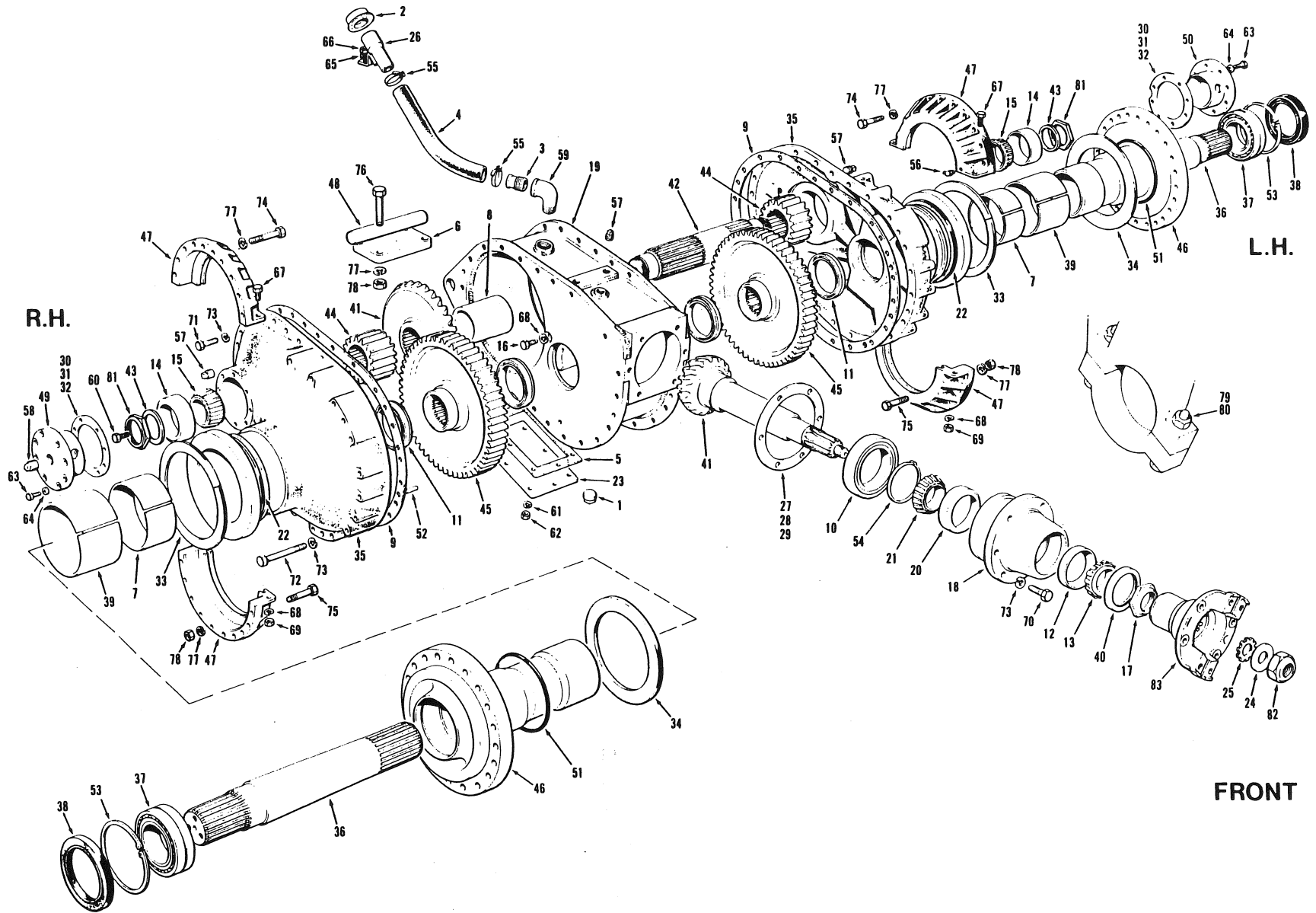
700 SERIES
 SERIE 700

SECTION 7 PAGE 9
 SECTION 7 PAGE 9
 SECTION 7 PAGE 9

USE ONLY CHAMPION ROAD MACHINERY APPROVED PARTS

SECTION SECCION		PAGE PAGINA		ISSUE No. N° D'ÉMISSION N° DE EDICION		2 REVISION A		FINAL DRIVE ASSEMBLY - DOUBLE REDUCTION			DECEMBER 1986	
No. N° N°	PART No. N° DE PIÈCE N° DE PIEZA	DESCRIPTION DÉSCRIPTION DESCRIPCION	No. REQ. N° REQ. N° REQ.	REMARKS REMARQUES NOTAS	No. N° N°	PART No. N° DE PIECE N° DE PIEZA	DESCRIPTION DÉSCRIPTION DESCRIPCION	No. REQ. N° REQ. N° REQ.	REMARKS REMARQUES NOTAS			
	37551	FINAL DRIVE ASSEMBLY	1		45	29585	SPIRAL PINION GEAR - 34 TEETH MATCHED	1				
							SPIRAL PINION SHAFT - 12 TEETH SET	1				
1	3614	MAGNETIC PLUG	1		46	29930	CROSS SHAFT	1				
2	5888	BREATHER CAP	1		47	29931	SPACER - BEARING	2				
3	8572-4	NIPPLE	1		48	29950	SPUR PINION	2				
4	8585 X 28	HOSE	1		49	29951	BULL GEAR	2				
5	11448	GASKET	1		50	43688	PIN	1				
6	12125-28	MOUNTING PLATE	1		51	12A-369	O RING	2				
7	12638	BUSHING	2		52	13D-1624	DOWEL PIN	4				
8	12644	SPACER	1		53	19B-625	SNAP RING	2				
9	12649	GASKET	2		54	19F-105	SNAP RING	1				
10	12655	BEARING	1		55	22B-28	CLAMP	2				
11	12660	BEARING	4		56	29B-02	GREASE FITTING	2				
12	16727	BEARING CUP	1		57	115E-08	PIPE PLUG	3				
13	16728	BEARING CONE	1		58	115E-16	PIPE PLUG	1				
14	16729	BEARING CUP	2		59	115J-16	ELBOW	1				
15	16730	BEARING CONE	2		60	50D-0504	BOLT	1				
16	16885	SCREW	1		61	14A-05	LOCKWASHER	8				
17	16941	NUT	1		62	30A-05	NUT	8				
18	16968	CAP - PINION	1		63	50A-0612	BOLT	16				
19	16972	MAIN CASE	1		64	14A-06	LOCKWASHER	17				
20	18446	BEARING CUP	1		65	30A-06	NUT	1				
21	18447	BEARING CONE	1		66	50A-0810	BOLT	4				
22	19677	SEAL	2		67	14A-08	LOCKWASHER	5				
23	19827	COVER PLATE	1		68	30D-08	NUT	4				
24	25287	WASHER	1		69	50A-1014	BOLT	6				
25	27341	WASHER	1		70	50A-1016	BOLT	20				
26	28010	PIPE	1		71	50A-1038	BOLT	22				
27	29187	SHIM - .005"	A.R.		72	51A-1024	BOLT	44				
28	29188	SHIM - .007"	A.R.		73	14A-10	LOCKWASHER	88				
29	29189	SHIM - .020"	A.R.		74	50A-1236	BOLT	4				
30	29191	SHIM - .005"	A.R.		75	14A-12	LOCKWASHER	4				
31	29192	SHIM - .007"	A.R.		76	30A-12	NUT	4				
32	29193	SHIM - .020"	A.R.		77	36S-14	LOCKNUT	2				
33	29468	CAP - CROSS SHAFT - R.H.	1		78	50A-1856	BOLT	4				
34	29469	CAP - CROSS SHAFT - L.H.	1		79	30A-18	NUT	4				
35	29483	THRUST PLATE - INNER	2		80	37H-20	LOCKNUT	1				
36	29484	THRUST PLATE - OUTER	2		81		BRAKE FLANGE YOKE	REF.	SECTION 9			
37	29485	FLANGED SLEEVE	2						PAGE 1/2			
38	29487	SIDE HOUSING	2									
39	29490	DRIVE AXLE	2									
40	29494	BEARING	2									
41	29495	OIL SEAL	2									
42	29496	BUSHING	2									
43	29507	HALF RING ASSY. - INCLUDES ITEMS 66 TO 68	2									
44	29583	OIL SEAL	1									

CHAMPION ROAD MACHINERY



ISSUE No.
N° D'ÉMISSION
N° DE EDICION

3 REVISION A

FINAL DRIVE ASSEMBLY - DOUBLE REDUCTION

JULY 1989

FOR LIST OF PARTS - TURN THIS PAGE

POUR LA LISTE DES PIÈCES - VOIR AU VERSO

PARA LA LISTA DE LAS PIEZAS - VER AL VERSO

EFFECTIVE SERIAL NUMBERS)
NUMEROS) DE SERIE EFFECTIFS)
NUMEROS) DE SERIE EFFECTIVOS)

17723 & UP

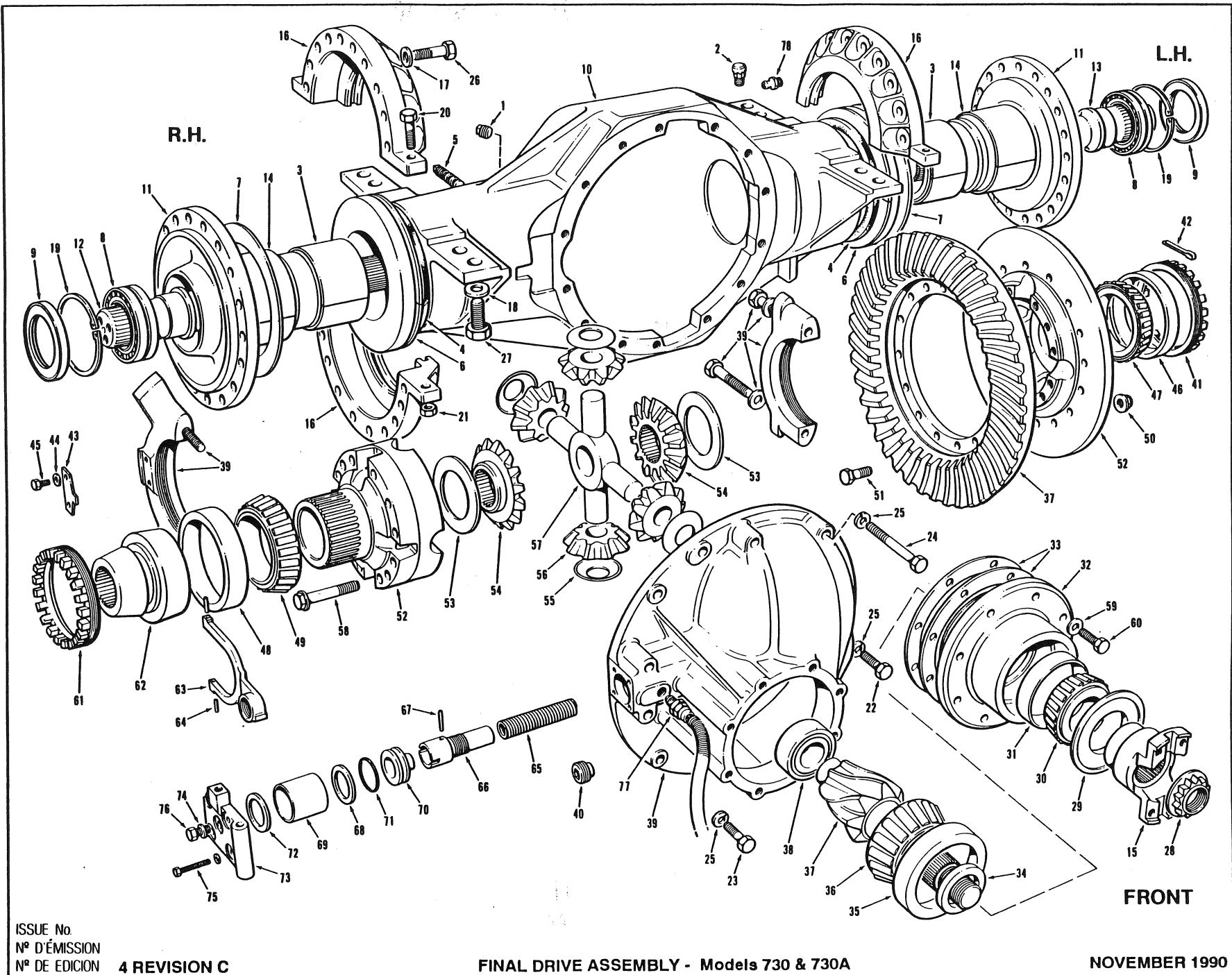
700 SERIES
SERIE 700

SECTION 7
SECTION 7
PAGE 9
PAGINA 9

USE ONLY **CHAMPION** ROAD MACHINERY APPROVED PARTS

SECTION SECCION		PAGE PAGINA		ISSUE No. N° D'ÉMISSION N° DE EDICION		FINAL DRIVE ASSEMBLY - DOUBLE REDUCTION			JULY 1989	
No. N°	PART No. N° DE PIÉCE N° DE PIEZA	DESCRIPTION DESCRIPCION	No. REQ. N° REQ. N° REQ.	REMARKS REMARQUES NOTAS	No. N°	PART No. N° DE PIÉCE N° DE PIEZA	DESCRIPTION DESCRIPCION	No. REQ. N° REQ. N° REQ.	REMARKS REMARQUES NOTAS	
	37598	FINAL DRIVE ASSEMBLY - INCLUDES ITEMS 1, 3, 5, 7 TO 47, 49 TO 54, 56 TO 65, 67 TO 73, 81 & 82	1		43	29931	SPACER - BEARING	2		
1	3614	MAGNETIC PLUG	1		44	29950	SPUR PINION	2		
2	5888	BREATHER CAP	1		45	29951	BULL GEAR	2		
3	8572-4	NIPPLE	1		46	37436	FLANGED SLEEVE	2		
4	*8585 x 26.5	HOSE	1		47	37437	HALF RING ASSEMBLY - INCLUDES ITEMS 67 TO 69	2		
5	11448	GASKET	1		48	43688	PIN	1		
6	12125-28	MOUNTING PLATE	1		49	44824	CAP - CROSS SHAFT - R.H.	1		
7	12638	BUSHING	2		50	44825	CAP - CROSS SHAFT - L.H.	1		
8	12644	SPACER	1		51	12A-369	O RING	2		
9	12649	GASKET	2		52	13D-1624	DOWEL PIN	4		
10	12655	BEARING	1		53	19B-625	SNAP RING	2		
11	12660	BEARING	4		54	19F-105	SNAP RING	1		
12	16727	BEARING CUP	1		55	22B-28	CLAMP	1		
13	16728	BEARING CONE	1		56	29B-02	GREASE FITTING	2		
14	16729	BEARING CUP	2		57	115E-08	PIPE PLUG	2		
15	16730	BEARING CONE	2		58	115E-16	PIPE PLUG	1		
16	16885	SCREW	1		59	115J-1616	ELBOW	1		
17	16941	NUT	1		60	50D-0504	BOLT	1		
18	16968	CAP - PINION	1		61	14A-05	LOCKWASHER	8		
19	16972	MAIN CASE	1		62	30A-05	NUT	8		
20	18446	BEARING CUP	1		63	50A-0612	BOLT	16		
21	18447	BEARING CONE	1		64	14S-06	SEAL WASHER	16		
22	19677	SEAL	2		65	14A-06	LOCKWASHER	1		
23	19827	COVER PLATE	1		66	30A-06	NUT	1		
24	25287	WASHER	1		67	50A-0810	BOLT	4		
25	27341	WASHER	1		68	14A-08	LOCKWASHER	5		
26	*51592	PIPE	1		69	30D-08	NUT	4		
27	29187	SHIM - .005"	A.R.		70	50A-1012	BOLT	6		
28	29188	SHIM - .007"	A.R.		71	50A-1016	BOLT	20		
29	29189	SHIM - .020"	A.R.		72	50A-1038	BOLT	22		
30	29191	SHIM - .005"	A.R.		73	14A-10	LOCKWASHER	48		
31	29192	SHIM - .007"	A.R.		74	50A-1224	BOLT	22		
32	29193	SHIM - .020"	A.R.		75	50A-1230	BOLT	18		
33	29483	THRUST PLATE - INNER	2		76	50A-1236	BOLT	4		
34	29484	THRUST PLATE - OUTER	2		77	14A-12	LOCKWASHER	44		
35	29487	SIDE HOUSING	2		78	30A-12	NUT	22		
36	29490	DRIVE AXLE	2		79	50A-1856	BOLT	4		
37	29494	BEARING	2		80	30A-18	NUT	4		
38	29495	OIL SEAL	2		81	36S-14	LOCKNUT	2		
39	29496	BUSHING	2		82	37H-20	LOCKNUT	1		
40	29583	OIL SEAL	1		83		BRAKE FLANGE YOKE	REF.	SECTION 9	
41	29585	SPIRAL PINION GEAR - 34 TEETH	1	} MATCHED SET					PAGE 2	
42	29930	SPIRAL PINION SHAFT - 12 TEETH	1							
		CROSS SHAFT	1							

CHAMPION ROAD MACHINERY



EFFECTIVE SERIAL NUMBERS)
 NUMEROS) DE SERIE EFFECTIFS)
 NUMEROS) DE SERIE EFFECTIVOS)

19425, 20718 & 20731

700 SERIES
 SERIE 700

SECTION 7 PAGE
 SECCION 7 PAGINA
 9

ISSUE No
 N° D'ÉMISSION
 N° DE EDICION

4 REVISION C

FINAL DRIVE ASSEMBLY - Models 730 & 730A

NOVEMBER 1990

FOR LIST OF PARTS - TURN THIS PAGE

POUR LA LISTE DES PIÈCES - VOIR AU VERSO

PARA LA LISTA DE LAS PIEZAS - VER AL VERSO

USE ONLY CHAMPION APPROVED PARTS

SECTION SECCION		PAGE PAGINA		ISSUE No. N° D'ÉMISSION N° DE EDICION		4 REVISION C		FINAL DRIVE ASSEMBLY - Models 730 & 730A			NOVEMBER 1990	
No. N° N°	PART No. N° DE PIÉCE N° DE PIEZA	DESCRIPTION DÉSCRIPTION DESCRIPCION	No. REQ. N° REQ. N° REQ.	REMARKS REMARQUES NOTAS	No. N° N°	PART No. N° DE PIÉCE N° DE PIEZA	DESCRIPTION DÉSCRIPTION DESCRIPCION	No. REQ. N° REQ. N° REQ.	REMARKS REMARQUES NOTAS			
	37595	FINAL DRIVE ASSEMBLY - INCLUDES ITEMS 1 TO 78	1		35	49906	BEARING - CUP	1				
1	3614	PLUG - MAGNETIC	1		36	49907	BEARING - CONE	1				
2	4341	BREATHER	1		37	49908	PINION & GEAR - MATCHED SET	1				
3	12638	BUSHING	2		38	49909	BEARING	1				
4	19677	SEAL	2		39	49910	DIFFERENTIAL CARRIER & CAP ASSEMBLY	1				
5	27449	PLUG - MAGNETIC	1		40	49911	PLUG	1				
6	29483	THRUST PLATE - INNER	2		41	49912	ADJUSTING RING - SMALL	1				
7	56768	THRUST PLATE - OUTER	2		42	49913	COTTER PIN	1				
8	33882	BEARING	2		43	49914	LOCK	1				
9	37591	OIL SEAL - OUTER	2		44	49915	WASHER	2				
10	37594	HOUSING	1		45	49916	BOLT	2				
11	54525	FLANGED SLEEVE	2		46	49917	BEARING - CUP L.H.	1				
12	* 37616	AXLE SHAFT - L.H.	1		47	49918	BEARING - CONE L.H.	1				
13	* 37617	AXLE SHAFT - R.H.	1		48	49919	BEARING - CUP R.H.	1				
14	37626	BUSHING	2		49	49920	BEARING - CONE R.H.	1				
15	37660	YOKE	1		50	49921	NUT	16				
16	55164	SPLIT RING ASSEMBLY - INCLUDES ITEMS 20 & 21	2		51	49922	BOLT	16				
17	37959	SPECIAL WASHER	40		52	49923	CASE & NEST ASSEMBLY - INCLUDES ITEMS 52 TO 58	1				
18	49380	SPECIAL WASHER	8		53	49924	WASHER	2				
19	19B-550	SNAP RING	2		54	49925	SIDE GEAR	2				
20	50A-0812	BOLT	6		55	49926	WASHER	4				
21	30D-08	NUT	4		56	49927	PINION	4				
22	50A-1012	BOLT	2		57	49928	SPIDER	1				
23	50A-1014	BOLT	6		58	49929	BOLT	12				
24	50A-1032	BOLT	6		59	49930	WASHER	8				
25	14S-10	SEAL WASHER	14		60	49931	BOLT	8				
26	50A-1228	BOLT	40		61	49932	ADJUSTING RING - LARGE	1				
27	50A-1628	BOLT	8				DIFFERENTIAL LOCK					
	37625	CARRIER ASSEMBLY - INCLUDES ITEMS 28 TO 61	1		62	49933	COLLAR	1				
28	49887	NUT	1		63	49934	FORK	1				
29	49888	SEAL	1		64	49935	PIN - ROLL	1				
30	49889	BEARING - CONE	1		65	49936	SPRING	2				
31	49890	BEARING - CUP	1		66	49937	SHAFT - SHIFTER	1				
32	49891	CAGE - PINION	1		67	49938	PIN - ROLL	1				
	49892	SHIM - .003"	A.R.		68	49939	WASHER	1				
	49893	SHIM - .005"	A.R.		69	49940	TUBE	1				
33	49894	SHIM - .008"	A.R.		70	49941	PISTON	1				
	49895	SHIM - .020"	A.R.		71	49942	O RING	1				
	49896	SPACER - .250"	A.R.		72	49943	GASKET - COPPER	1				
	49897	SPACER - .251"	A.R.		73	49944	COVER	1				
	49898	SPACER - .252"	A.R.		74	49945	GASKET	1				
	49899	SPACER - .253"	A.R.		75	49946	BOLT	4				
	49900	SPACER - .254"	A.R.		76	49947	BOLT	1				
34	49901	SPACER - .256"	A.R.		77	49995	SWITCH - SENSOR	1				
	49902	SPACER - .260"	A.R.									
	49903	SPACER - .261"	A.R.									
	49904	SPACER - .262"	A.R.									
	49905	SPACER - .263"	A.R.		78	29A-02	GREASE FITTING	2				

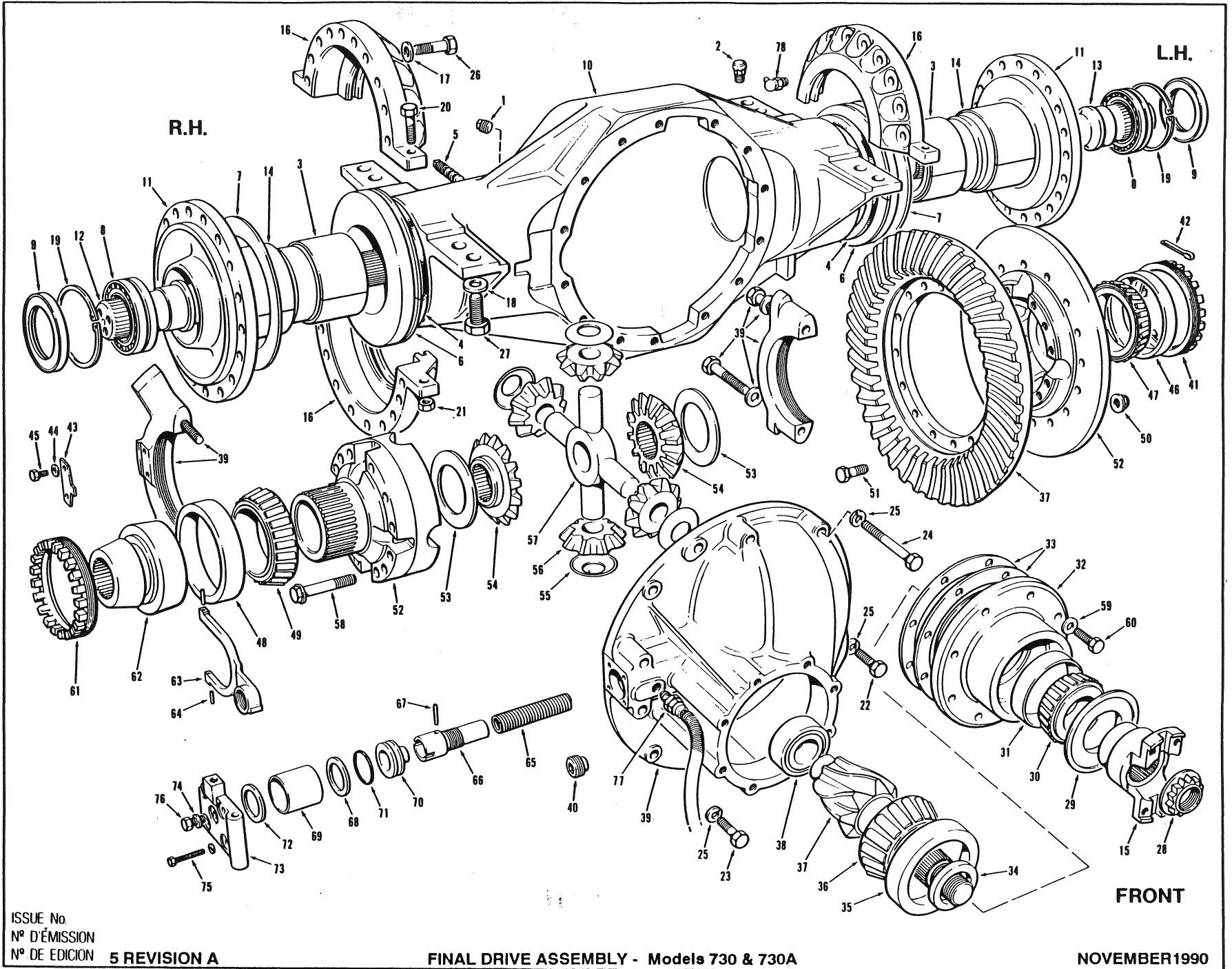
CHAMPION ROAD MACHINERY

EFFECTIVE SERIAL NUMBER(S)
 NUMEROS DE SERIE EFFECTIF(S)
 NUMEROS DE SERIE EFECTIVOS

20719 & UP
 EXCLUDING 20731

700 SERIES
 SERIE 700

SECTION 7 PAGE
 SECCION 7 PAGINA 9



FOR LIST OF PARTS - TURN THIS PAGE

POUR LA LISTE DES PIÉCES - VOIR AU VERSO

PARA LA LISTA DE LAS PIEZAS - VER AL VERSO

USE ONLY CHAMPION APPROVED PARTS

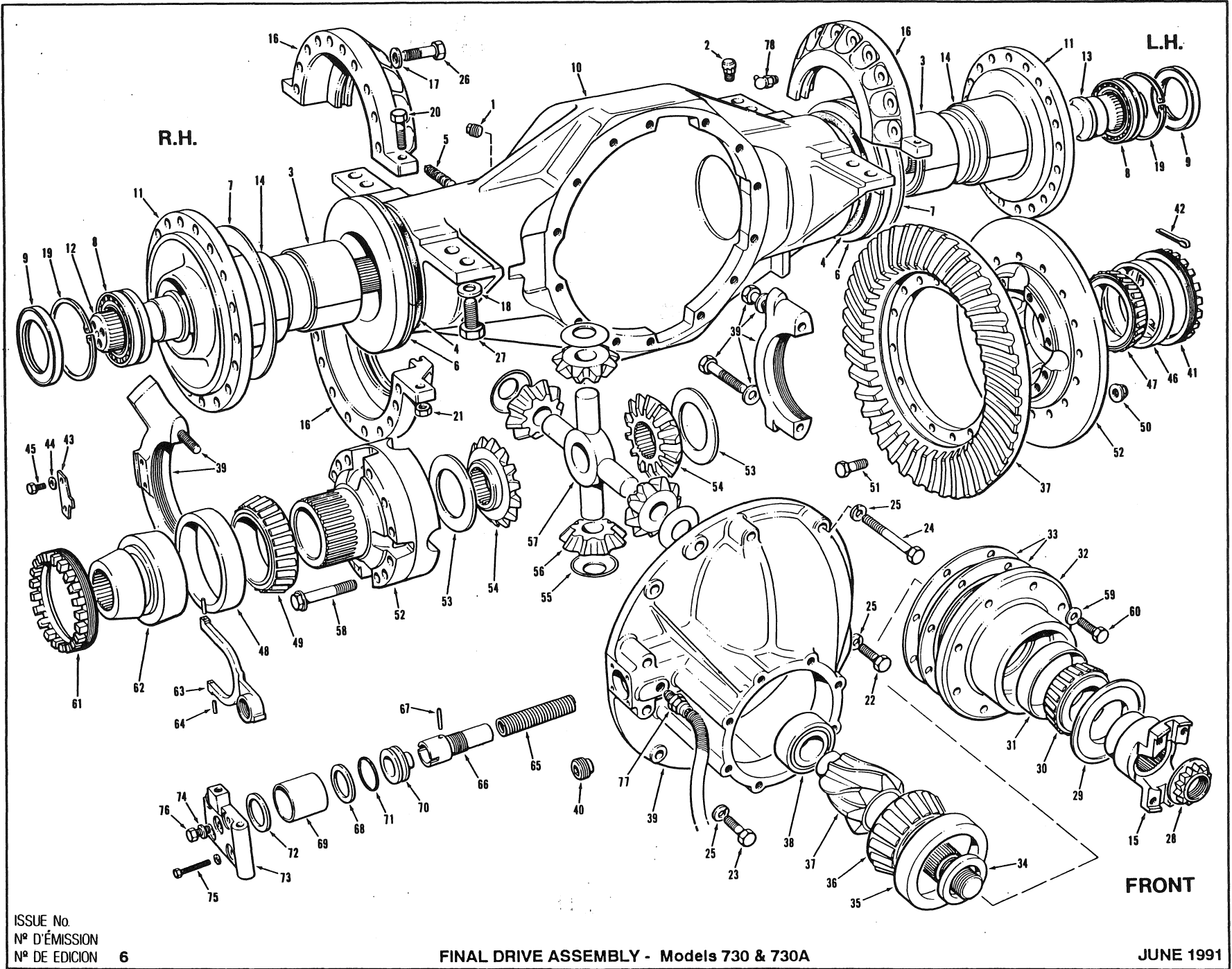
SECTION SECCION		PAGE PAGINA	ISSUE No. N° D'ÉMISSION N° DE EDICION	5 REVISION A	FINAL DRIVE ASSEMBLY - Models 730 & 730A				NOVEMBER 1990	
No. N° N°	PART No. N° DE PIÉCE N° DE PIEZA		DESCRIPTION DESCRIPTION DESCRIPCION	No. REQ. N° REQ. N° REQ.	REMARKS REMARQUES NOTAS	No. N° N°	PART No. N° DE PIECE N° DE PIEZA	DESCRIPTION DESCRIPTION DESCRIPCION	No. REQ. N° REQ. N° REQ.	REMARKS REMARQUES NOTAS
	* 56399		FINAL DRIVE ASSEMBLY - INCLUDES ITEMS 1 TO 78	1		35	49908	BEARING - CUP	1	
1	3614		PLUG - MAGNETIC	1		36	49907	BEARING - CONE	1	
2	4341		BREATHER	1		37	49908	PINION & GEAR - MATCHED SET	1	
3	12638		BUSHING	2		38	49909	BEARING	1	
4	19677		SEAL	2		39	49910	DIFFERENTIAL CARRIER & CAP ASSEMBLY	1	
5	27449		PLUG - MAGNETIC	1		40	49911	PLUG	1	
6	29483		THRUST PLATE - INNER	2		41	49912	ADJUSTING RING - SMALL	1	
7	56768		THRUST PLATE - OUTER	2		42	49913	COTTER PIN	1	
8	33892		BEARING	2		43	49914	LOCK	1	
9	37591		OIL SEAL - OUTER	2		44	49915	WASHER	2	
10	37594		HOUSING	1		45	49916	BOLT	2	
11	54525		FLANGED SLEEVE	2		46	49917	BEARING - CUP L.H.	1	
12	* 37816		AXLE SHAFT - L.H.	1		47	49918	BEARING - CONE L.H.	1	
13	* 37817		AXLE SHAFT - R.H.	1		48	49919	BEARING - CUP R.H.	1	
14	37828		BUSHING	2		49	49920	BEARING - CONE R.H.	1	
15	37860		YOKE	1		50	49921	NUT	16	
16	55164		SPLIT RING ASSEMBLY - INCLUDES ITEMS 20 & 21	2		51	49922	BOLT	16	
17	37959		SPECIAL WASHER	40		52	49923	CASE & NEST ASSEMBLY - INCLUDES ITEMS 52 TO 58	1	
18	49380		SPECIAL WASHER	8		53	49924	WASHER	2	
19	19B-550		SNAP RING	2		54	49925	SIDE GEAR	2	
20	50A-0812		BOLT	6		55	49926	WASHER	4	
21	30D-08		NUT	4		56	49927	PINION	4	
22	50A-1012		BOLT	2		57	49928	SPIDER	1	
23	50A-1014		BOLT	6		58	49929	BOLT	12	
24	50A-1032		BOLT	6		59	49930	WASHER	8	
25	14S-10		SEAL WASHER	14		60	49931	BOLT	8	
26	50A-1228		BOLT	40		61	49932	ADJUSTING RING - LARGE	1	
27	50A-1626		BOLT	8				DIFFERENTIAL LOCK		
	37825		CARRIER ASSEMBLY - INCLUDES ITEMS 28 TO 61	1		62	49933	COLLAR	1	
28	49887		NUT	1		63	49934	FORK	1	
29	49888		SEAL	1		64	49935	PIN - ROLL	1	
30	49889		BEARING - CONE	1		65	49936	SPRING	2	
31	49890		BEARING - CUP	1		66	49937	SHAFT - SHIFTER	1	
32	49891		CAGE - PINION	1		67	49938	PIN - ROLL	1	
	49892		SHIM - .003"	3		68	49939	WASHER	1	
	49893		SHIM - .005"	2		69	49940	TUBE	1	
33	49894		SHIM - .008"	2		70	49941	PISTON	1	
	49895		SHIM - .020"	2		71	49942	O RING	1	
	49896		SPACER - .250"	2		72	49943	GASKET - COPPER	1	
	49897		SPACER - .251"	2		73	49944	COVER	1	
	49898		SPACER - .252"	2		74	49945	GASKET	1	
	49899		SPACER - .253"	1		75	49946	BOLT	4	
	49900		SPACER - .254"	2		76	49947	BOLT	1	
34	49901		SPACER - .256"	2		77	49985	SWITCH - SENSOR	1	
	49902		SPACER - .260"	2						
	49903		SPACER - .261"	2						
	49904		SPACER - .262"	2						
	49905		SPACER - .263"	2		78	29B-02	GREASE FITTING	2	

CHAMPION ROAD MACHINERY

EFFECTIVE SERIAL NUMBERS) 21647 & UP
 NUMEROS) DE SERIE EFFECTIFS) EXCLUDING 21649, 21687
 NUMEROS) DE SERIE EFFECTIVOS) & 21688

700 SERIES
 SERIE 700

SECTION 7
 SECCION 7
 PAGE 9
 PAGINA 9



ISSUE No.
 N° D'ÉMISSION
 N° DE EDICION 6

FINAL DRIVE ASSEMBLY - Models 730 & 730A

JUNE 1991

FOR LIST OF PARTS - TURN THIS PAGE

POUR LA LISTE DES PIÈCES - VOIR AU VERSO

PARA LA LISTA DE LAS PIEZAS - VER AL VERSO

USE ONLY CHAMPION APPROVED PARTS

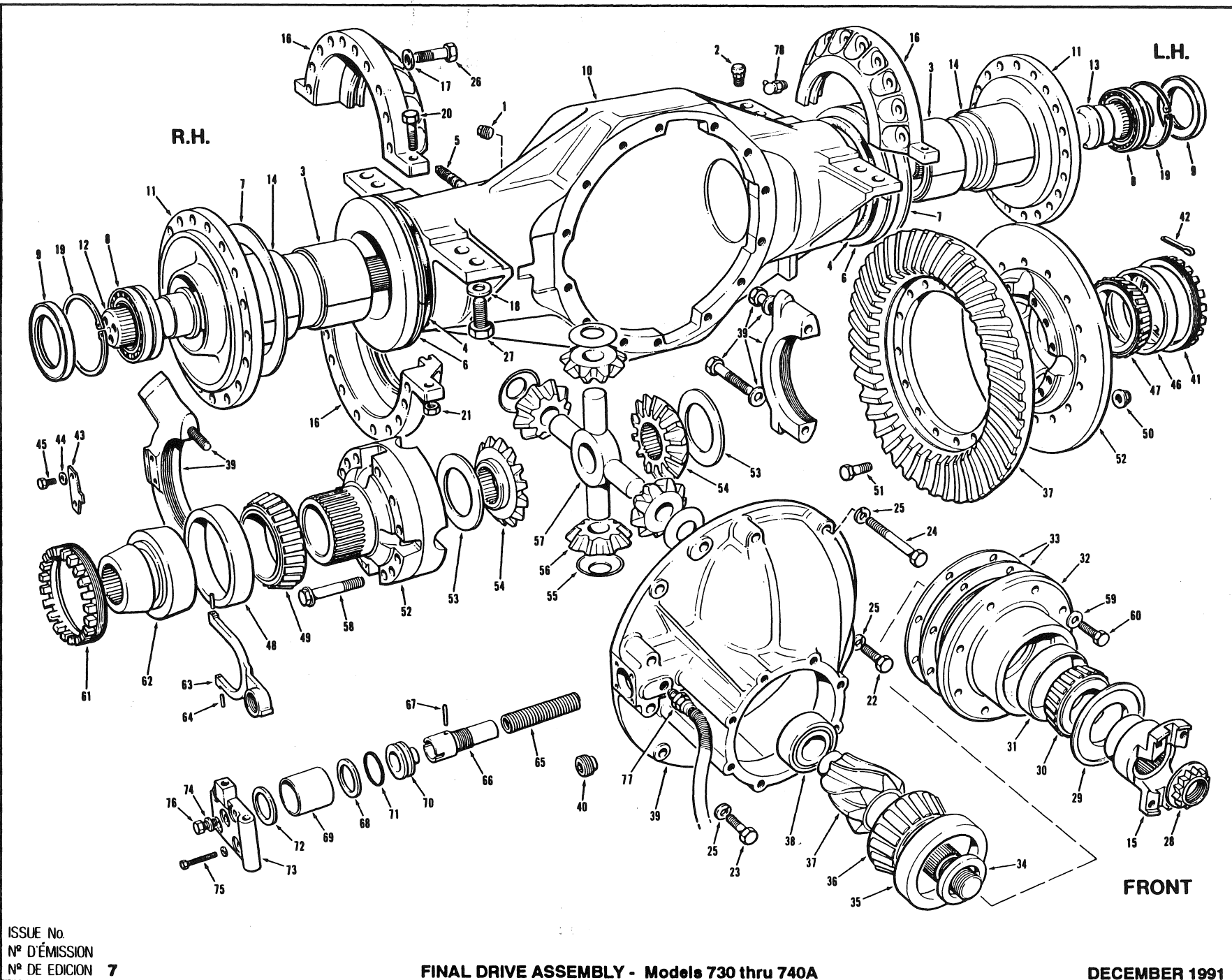
SECTION SECCION	7	PAGE PAGINA	10	ISSUE No. N° D'ÉMISSION N° DE EDICION	6	FINAL DRIVE ASSEMBLY - Models 730 & 730A					JUNE 1991
No. N° N°	PART No. N° DE PIÈCE N° DE PIEZA	DESCRIPTION DESCRIPTION DESCRIPCION	No. REQ. N° REQ. N° REQ.	REMARKS REMARQUES NOTAS	No. N° N°	PART No. N° DE PIÈCE N° DE PIEZA	DESCRIPTION DESCRIPTION DESCRIPCION	No. REQ. N° REQ. N° REQ.	REMARKS REMARQUES NOTAS		
	56399	FINAL DRIVE ASSEMBLY - INCLUDES ITEMS 1 TO 78	1		35	49906	BEARING - CUP	1			
1	3614	PLUG - MAGNETIC	1		36	49907	BEARING - CONE	1			
2	4341	BREATHER	1		37	49908	PINION & GEAR - MATCHED SET	1			
3	12638	BUSHING	2		38	49909	BEARING	1			
4	19677	SEAL	2		39	49910	DIFFERENTIAL CARRIER & CAP ASSEMBLY	1			
5	27449	PLUG - MAGNETIC	1		40	49911	PLUG	1			
6	29483	THRUST PLATE - INNER	2		41	49912	ADJUSTING RING - SMALL	1			
7	56768	THRUST PLATE - OUTER	2		42	49913	COTTER PIN	1			
8	33892	BEARING	2		43	49914	LOCK	1			
9	37591	OIL SEAL - OUTER	2		44	49915	WASHER	2			
10	37594	HOUSING	1		45	49916	BOLT	2			
11	54525	FLANGED SLEEVE	2		46	49917	BEARING - CUP L.H.	1			
12	37616	AXLE SHAFT - L.H.	1		47	49918	BEARING - CONE L.H.	1			
13	37617	AXLE SHAFT - R.H.	1		48	49919	BEARING - CUP R.H.	1			
14	37626	BUSHING	2		49	49920	BEARING - CONE R.H.	1			
15	37660	YOKE	1		50	49921	NUT	16			
16	55164	SPLIT RING ASSEMBLY - INCLUDES ITEMS 20 & 21	2		51	49922	BOLT	16			
17	37959	SPECIAL WASHER	40		52	49923	CASE & NEST ASSEMBLY - INCLUDES ITEMS 52 TO 58	1			
18	49380	SPECIAL WASHER	8		53	49924	WASHER	2			
19	19B-550	SNAP RING	2		54	49925	SIDE GEAR	2			
20	50A-0812	BOLT	6		55	49926	WASHER	4			
21	30D-08	NUT	4		56	49927	PINION	4			
22	50A-1012	BOLT	2		57	49928	SPIDER	1			
23	50A-1014	BOLT	6		58	49929	BOLT	12			
24	50A-1032	BOLT	6		59	49930	WASHER	8			
25	14S-10	SEAL WASHER	14		60	49931	BOLT	8			
26	50A-1228	BOLT	40		61	49932	ADJUSTING RING - LARGE	1			
27	*50A-1620	BOLT	8				DIFFERENTIAL LOCK				
	37625	CARRIER ASSEMBLY - INCLUDES ITEMS 28 TO 61	1		62	49933	COLLAR	1			
28	49887	NUT	1		63	49934	FORK	1			
29	49888	SEAL	1		64	49935	PIN - ROLL	1			
30	49889	BEARING - CONE	1		65	49936	SPRING	2			
31	49890	BEARING - CUP	1		66	49937	SHAFT - SHIFTER	1			
32	49891	CAGE - PINION	1		67	49938	PIN - ROLL	1			
	49892	SHIM - .003"	3		68	49939	WASHER	1			
	49893	SHIM - .005"	2		69	49940	TUBE	1			
33	49894	SHIM - .008"	2		70	49941	PISTON	1			
	49895	SHIM - .020"	2		71	49942	O RING	1			
	49896	SPACER - .250"	2		72	49943	GASKET - COPPER	1			
	49897	SPACER - .251"	2		73	49944	COVER	1			
	49898	SPACER - .252"	2		74	49945	GASKET	1			
	49899	SPACER - .253"	1		75	49946	BOLT	4			
	49900	SPACER - .254"	2		76	49947	BOLT	1			
34	49901	SPACER - .256"	2		77	49995	SWITCH - SENSOR	1			
	49902	SPACER - .260"	2								
	49903	SPACER - .261"	2								
	49904	SPACER - .262"	2								
	49905	SPACER - .263"	2		78	29B-02	GREASE FITTING	2			

EFFECTIVE SERIAL NUMBERS)
 NUMEROSI DE SERIE EFFETTIVI(S)
 NUMEROSI DE SERIE EFFETTIVOS)

21916 & UP

700 SERIES
 SERIE 700

SECTION 7 PAGE 9
 SECCION 7 PAGINA 9



ISSUE No.
 N° D'ÉMISSION
 N° DE EDICION 7

FINAL DRIVE ASSEMBLY - Models 730 thru 740A

DECEMBER 1991

FOR LIST OF PARTS - TURN THIS PAGE

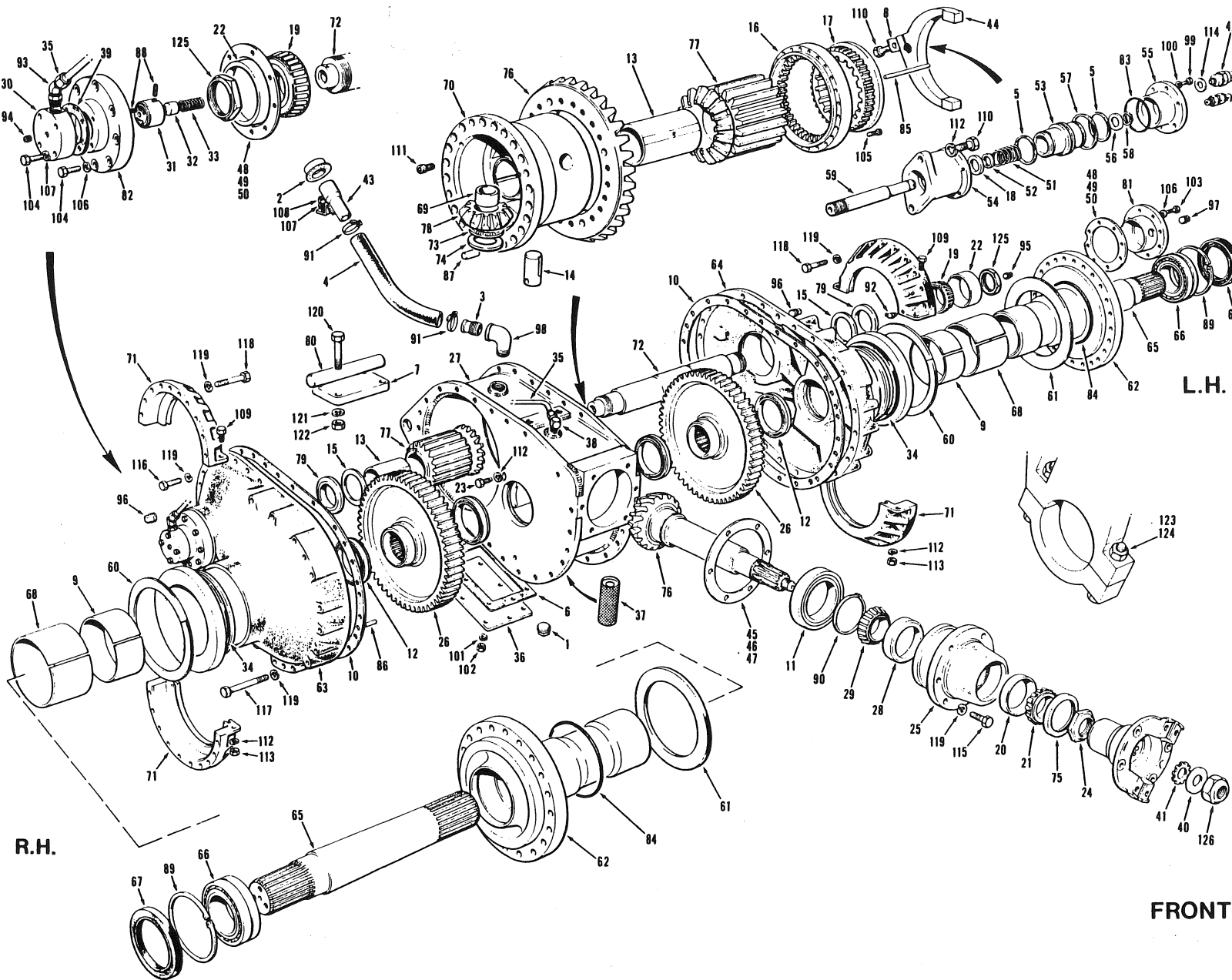
POUR LA LISTE DES PIÈCES - VOIR AU VERSO

PARA LA LISTA DE LAS PIEZAS - VER AL VERSO

USE ONLY CHAMPION APPROVED PARTS

SECTION SECCION		PAGE PAGINA	ISSUE No. N° D'ÉMISSION N° DE EDICION	FINAL DRIVE ASSEMBLY - Models 730 thru 740A				DECEMBER 1991	
No. N° N°	PART No. N° DE PIÈCE N° DE PIEZA	DESCRIPTION DÉSCRIPTION DESCRIPCION	No. REQ. N° REQ. N° REQ.	REMARKS REMARQUES NOTAS	No. N° N°	PART No. N° DE PIÈCE N° DE PIEZA	DESCRIPTION DÉSCRIPTION DESCRIPCION	No. REQ. N° REQ. N° REQ.	REMARKS REMARQUES NOTAS
	58399	FINAL DRIVE ASSEMBLY - INCLUDES ITEMS 1 TO 78	1		35	49906	BEARING - CUP	1	
1	3614	PLUG - MAGNETIC	1		36	49907	BEARING - CONE	1	
2	4341	BREATHER	1		37	49908	PINION & GEAR - MATCHED SET	1	
3	12638	BUSHING	2		38	49909	BEARING	1	
4	19677	SEAL	2		39	49910	DIFFERENTIAL CARRIER & CAP ASSEMBLY	1	
5	27449	PLUG - MAGNETIC	1		40	49911	PLUG	1	
6	29483	THRUST PLATE - INNER	2		41	49912	ADJUSTING RING - SMALL	1	
7	56768	THRUST PLATE - OUTER	2		42	49913	COTTER PIN	1	
8	33892	BEARING	2		43	49914	LOCK	1	
9	37591	OIL SEAL - OUTER	2		44	49915	WASHER	2	
10	37594	HOUSING	1		45	49916	BOLT	2	
11	54525	FLANGED SLEEVE	2		46	49917	BEARING - CUP L.H.	1	
12	37616	AXLE SHAFT - L.H.	1		47	49918	BEARING - CONE L.H.	1	
13	37617	AXLE SHAFT - R.H.	1		48	49919	BEARING - CUP R.H.	1	
14	37626	BUSHING	2		49	49920	BEARING - CONE R.H.	1	
15	37680	YOKE	1		50	49921	NUT	16	
16	55164	SPLIT RING ASSEMBLY - INCLUDES ITEMS 20 & 21	2		51	49922	BOLT	16	
17	37959	SPECIAL WASHER	40		52	49923	CASE & NEST ASSEMBLY - INCLUDES ITEMS 52 TO 58	1	
18	49380	SPECIAL WASHER	8		53	49924	WASHER	2	
19	19B-550	SNAP RING	2		54	49925	SIDE GEAR	2	
20	50A-0812	BOLT	6		55	49926	WASHER	4	
21	30D-08	NUT	4		56	49927	PINION	4	
22	50A-1012	BOLT	2		57	49928	SPIDER	1	
23	50A-1014	BOLT	6		58	49929	BOLT	12	
24	50A-1032	BOLT	6		59	49930	WASHER	8	
25	14S-10	SEAL WASHER	14		60	49931	BOLT	8	
26	50A-1228	BOLT	40		61	49932	ADJUSTING RING - LARGE	1	
27	50A-1620	BOLT	8				DIFFERENTIAL LOCK		
	37625	CARRIER ASSEMBLY - INCLUDES ITEMS 28 TO 61	1		62	49933	COLLAR	1	
28	49887	NUT	1		63	49934	FORK	1	
29	49888	SEAL	1		64	49935	PIN - ROLL	1	
30	49889	BEARING - CONE	1		65	49936	SPRING	2	
31	49890	BEARING - CUP	1		66	49937	SHAFT - SHIFTER	1	
32	49891	CAGE - PINION	1		67	49938	PIN - ROLL	1	
	49892	SHIM - .003"	3		68	49939	WASHER	1	
	49893	SHIM - .005"	2		69	49940	TUBE	1	
33	49894	SHIM - .008"	2		70	49941	PISTON	1	
	49895	SHIM - .020"	2		71	49942	O RING	1	
	49896	SPACER - .250"	2		72	49943	GASKET - COPPER	1	
	49897	SPACER - .251"	2		73	49944	COVER	1	
	49898	SPACER - .252"	2		74	49945	GASKET	1	
	49899	SPACER - .253"	1		75	49946	BOLT	4	
	49900	SPACER - .254"	2		76	49947	BOLT	1	
34	49901	SPACER - .256"	2		77	49995	SWITCH - SENSOR	1	
	49902	SPACER - .260"	2						
	49903	SPACER - .261"	2						
	49904	SPACER - .262"	2						
	49905	SPACER - .263"	2		78	29B-02	GREASE FITTING	2	

CHAMPION ROAD MACHINERY



USE ONLY **CHAMPION** ROAD MACHINERY APPROVED PARTS

EFFECTIVE SERIAL NUMBERS) 16247 TO 17732
 NUMEROSI DE SERIE EFFECTIVIS)
 NUMEROSI DE SERIE EFFECTIVOS)
 U.S. 2021-2 TO 2607-2

700 SERIES
 SERIE 700

SECTION 7 PAGE 11
 SECTION 7 PAGINA 11

ISSUE No. N° D'ÉMISSION N° DE EDICION 1 REVISION A

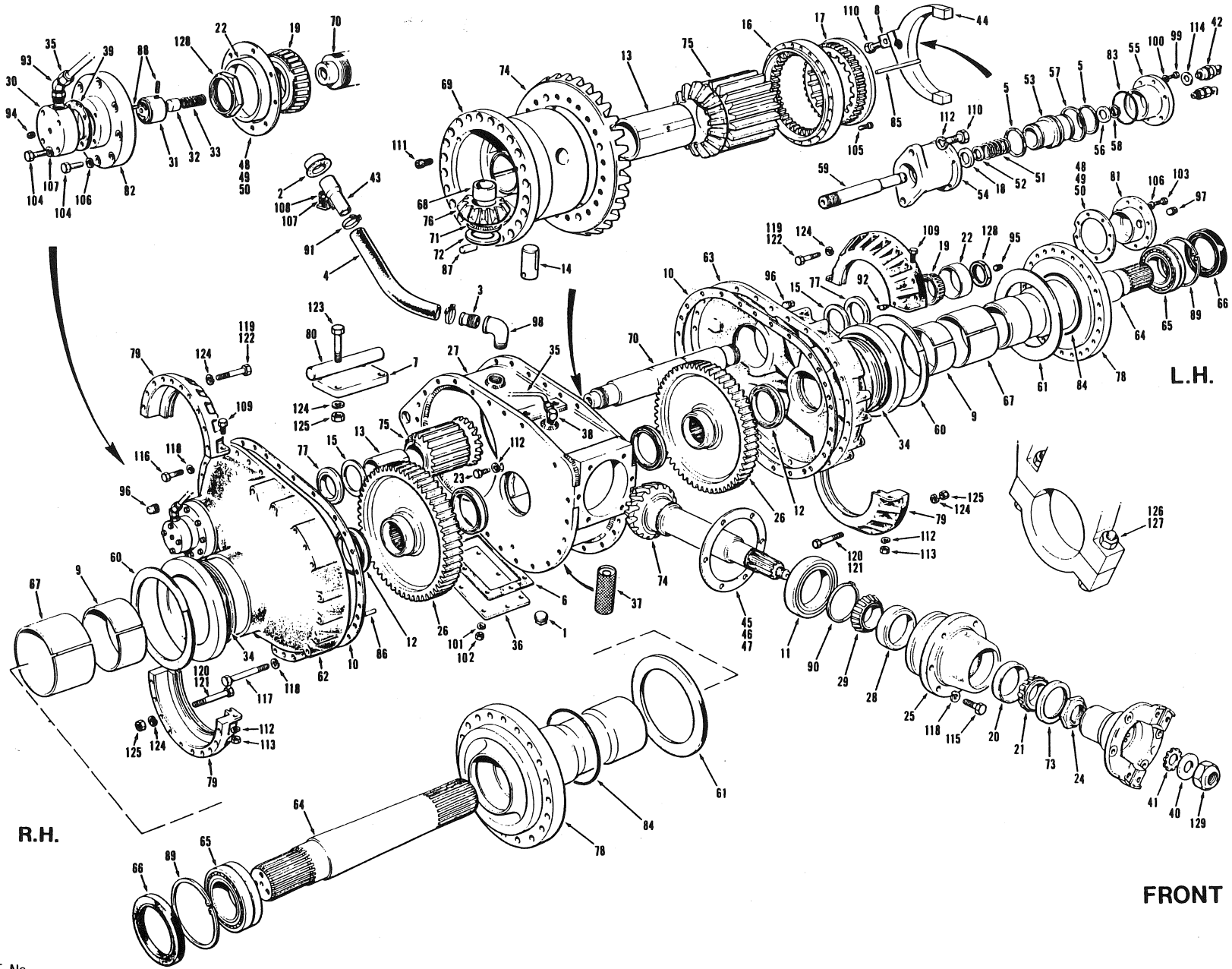
FINAL DRIVE ASSEMBLY - DOUBLE REDUCTION C/W DIFFERENTIAL

JANUARY 1987

FOR LIST OF PARTS - TURN THIS PAGE POUR LA LISTE DES PIÈCES - VOIR AU VERSO PARA LA LISTA DE LAS PIEZAS - VER AL VERSO

SECTION SECCION 7		PAGE PAGINA 12	ISSUE No. N° D'ÉMISSION N° DE EDICION 1 REVISION A	FINAL DRIVE - DOUBLE REDUCTION C/W DIFFERENTIAL				JANUARY 1987	
No. N°	PART No. N° DE PIÈCE N° DE PIEZA	DESCRIPTION DESCRIPTION	No. REQ N° REQ.	REMARKS REMARQUES NOTAS	No. N°	PART No. N° DE PIECE N° DE PIEZA	DESCRIPTION DESCRIPTION	No. REQ N° REQ.	REMARKS REMARQUES NOTAS
1	29635	FINAL DRIVE ASSY. - C/W DIFFERENTIAL	1		64	29488	SIDE HOUSING - L.H.	1	
2	3614	MAGNETIC PLUG	1		65	29490	DRIVE AXLE	2	
3	5888	BREATHER CAP	1		66	29494	BEARING	2	
4	8572-4	NIPPLE	1		67	29495	OIL SEAL	2	
5	*8585 X 29.5	HOSE	1		68	29496	BUSHING	2	
6	10366	PISTON RING	2		69	29499	BUSHING	3	
7	11448	GASKET	1		70	29500	HOUSING - DIFFERENTIAL	1	
8	12125-28	MOUNTING PLATE	1		71	29507	HALF RING ASSY.-INCLUDES ITEMS 109,112,113	2	
9	12411	TAB WASHER	1		72	29524	CROSS SHAFT	1	
10	12638	BUSHING	2		73	29525	BEARING	3	
11	12649	GASKET	2		74	29526	WASHER	3	
12	12655	BEARING	1		75	29583	OIL SEAL	1	
13	12660	BEARING	4		76	29586	SPIRAL PINION GEAR - 34 TEETH	1	} MATCHED SET
14	12784	PINION SLEEVE	2				SPIRAL PINION SHAFT - 12 TEETH		
15	12785	PIN	3		77	29616	GEAR - SPIDER PINION	2	
16	12787	BEARING	2		78	29617	GEAR - SPIDER	3	
17	12788	GEAR - SHIFT CLUTCH	1		79	29619	THRUST WASHER	2	
18	12789	SHIFT CLUTCH	1		80	*43688	PIN	1	
19	12846	SEAL	2		81	*44826	END CAP	1	
20	13148	BEARING CONE	2		82	*44827	ADAPTER - PUMP MOUNT	1	
21	16727	BEARING CUP	1		83	12A-230	O RING	1	
22	16728	BEARING CONE	1		84	*12A-369	O RING	2	
23	16729	BEARING CUP	2		85	13D-1276	DOWEL PIN	3	
24	16885	SCREW	1		86	13D-1624	DOWEL PIN	4	
25	16941	NUT	1		87	13D-2020	DOWEL PIN	2	
26	16968	PINION CAP	1		88	13J-0608	ROLL PIN	4	
27	16970	BULL GEAR	2		89	19B-625	SNAP RING	2	
28	16972	MAIN CASE	1		90	19F-105	SNAP RING	2	
29	18446	BEARING CUP	1		91	22B-28	CLAMP	2	
30	18447	BEARING CONE	1		92	29B-02	GREASE FITTING	2	
31	18919	END CAP	1		93	111A-0808	CONNECTOR	1	
32	18920	PUMP	1		94	115D-02	PIPE PLUG	1	
33	18921	PLUNGER	1		95	115D-04	PIPE PLUG	1	
34	18922	SPRING	1		96	115E-08	PIPE PLUG	2	
35	19677	SEAL	2		97	115E-16	PIPE PLUG	1	
36	19729	HYD. TUBE	1		98	*115J-1616	ELBOW	1	
37	19827	COVER PLATE	1		99	50A-0406	BOLT	6	
38	19922	STRAINER	1		100	14A-04	LOCKWASHER	6	
39	19923	SUCTION TUBE	1		101	14A-05	LOCKWASHER	8	
40	23036	GASKET	1		102	30A-05	NUT	8	
41	25287	WASHER	1		103	50A-0612	BOLT	8	
42	27341	WASHER	1		104	50A-0614	BOLT	12	
43	27490	SWITCH	1		105	51D-0610	CAPSCREW	21	
44	28010	FILLER PIPE	1		106	*14S-06	SEAL WASHER	16	
45	29184	SHIFTER FORK	1		107	*14A-06	LOCKWASHER	5	
46	29187	SHIM -.005"	A.R.		108	*30A-06	NUT	1	
47	29188	SHIM -.007"	A.R.		109	50A-0808	BOLT	4	
48	29189	SHIM -.020"	A.R.		110	50A-0812	BOLT	3	
49	29191	SHIM -.005"	A.R.		111	51D-0808	CAPSCREW	20	
50	29192	SHIM -.007"	A.R.		112	14A-08	LOCKWASHER	7	
51	29193	SHIM -.020"	A.R.		113	30D-08	NUT	4	
52	29251	SPRING	1		114	14K-09	FLATWASHER	1	
53	29433	WASHER	1		115	50A-1014	BOLT	6	
54	29434	PISTON	1		116	50A-1016	BOLT	20	
55	29435	BARREL	1		117	50A-1038	BOLT	22	
56	29436	CAP - SHIFT CYLINDER	1		118	51A-1024	BOLT	40	
57	29437	RETAINER	1		119	14A-10	LOCKWASHER	88	
58	29438	PISTON RING	1		120	50A-1236	BOLT	4	
59	29439	SNAP RING	1		121	14A-12	LOCKWASHER	4	
60	29440	SHIFT RAIL	1		122	30A-12	NUT	4	
61	29483	THRUST PLATE - INNER	2		123	50A-1856	BOLT	4	
62	29484	THRUST PLATE - OUTER	2		124	30A-18	NUT	4	
63	29485	FLANGED SLEEVE	2		125	*36S-12	LOCKNUT	2	
64	29487	SIDE HOUSING - R.H.	1		126	37H-20	LOCKNUT	1	

CHAMPION ROAD MACHINERY



ISSUE No.
 N° D'ÉMISSION
 N° DE EDICION 2 REVISION A

FINAL DRIVE ASSEMBLY - DOUBLE REDUCTION C/W DIFFERENTIAL

SEPTEMBER 1987

FOR LIST OF PARTS - TURN THIS PAGE

POUR LA LISTE DES PIÈCES - VOIR AU VERSO

PARA LA LISTA DE LAS PIEZAS - VFR AL VERSO

EFFECTIVE SERIAL NUMBERS) 17739 & UP
 NUMEROS) DE SÉRIE EFFECTIFS)
 NUMEROS) DE SÉRIE EFFECTIVOS)
 APPROXIMATE U.S. 2608-2 & UP

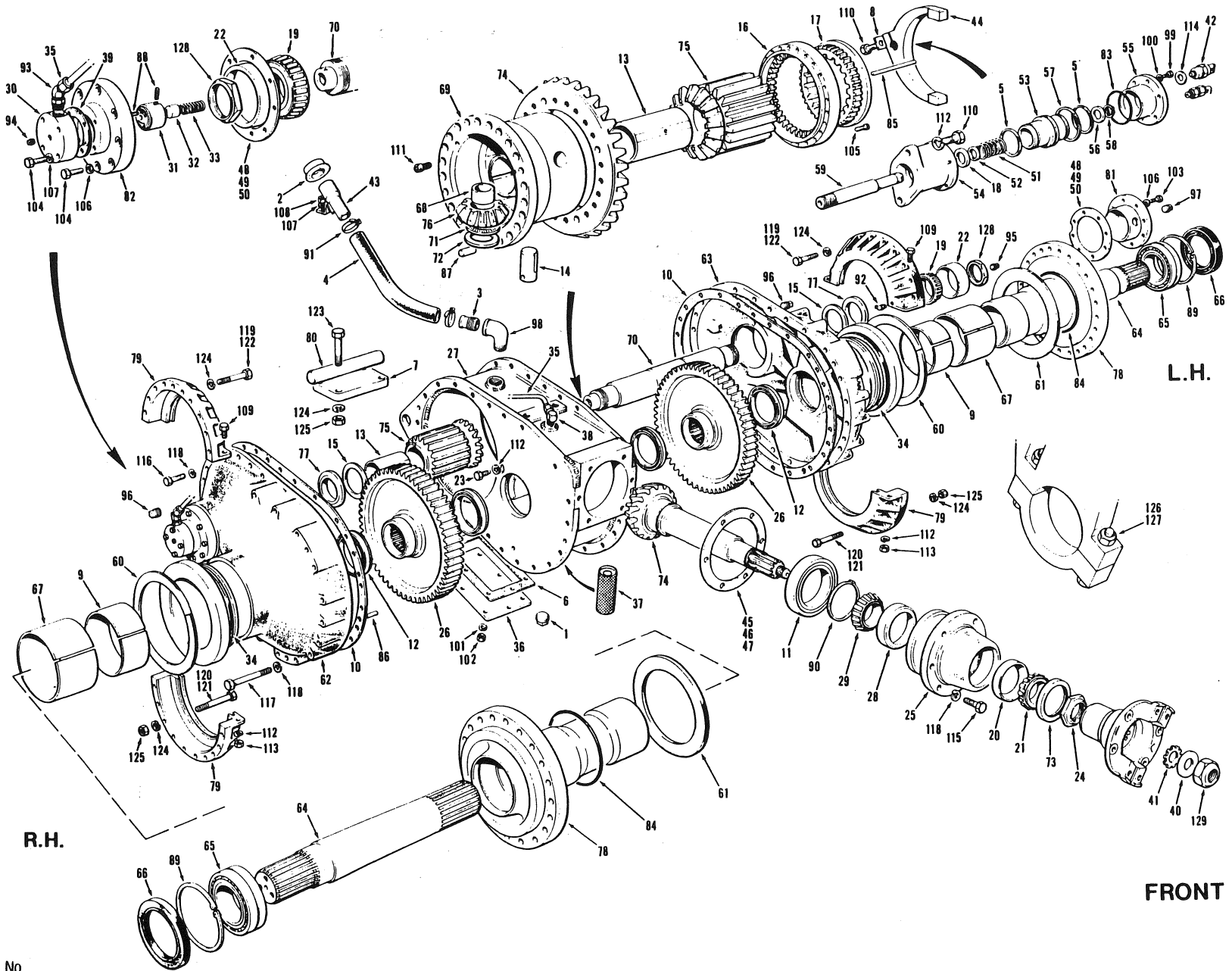
700 SERIES
 SERIE 700

SECTION 7
 SECCION 7
 PAGE 11
 PAGINA 11

USE ONLY CHAMPION ROAD MACHINERY APPROVED PARTS

SECTION SECCION	PAGE PAGINA	ISSUE No. N° D'ÉMISSION N° DE EDICION	REVISION A	FINAL DRIVE - DOUBLE REDUCTION C/W DIFFERENTIAL				SEPTEMBER 1987	
No. N° N°	PART No. N° DE PIÈCE N° DE PIEZA	DESCRIPTION DÉSCRIPTION DESCRIPCION	No. REQ. N° REQ. N° REQ.	REMARKS REMARQUES NOTAS	No. N° N°	PART No. N° DE PIECE N° DE PIEZA	DESCRIPTION DÉSCRIPTION DESCRIPCION	No. REQ. N° REQ. N° REQ.	REMARKS REMARQUES NOTAS
1	37599	FINAL DRIVE ASSY. C/W DIFFERENTIAL	1		65	29494	BEARING	2	
2	3614	MAGNETIC PLUG	1		66	29495	OIL SEAL	2	
3	5888	BREATHER CAP	1		67	29496	BUSHING	2	
4	8572-4	NIPPLE	1		68	29499	BUSHING	3	
5	8585 X 29.5	HOSE	1		69	29500	HOUSING - DIFFERENTIAL	1	
6	10366	PISTON RING	2		70	29524	CROSS SHAFT	1	
7	11448	GASKET	1		71	29525	BEARING	3	
8	12125-28	MOUNTING PLATE	1		72	29526	WASHER	3	
9	12411	TAB WASHER	1		73	29583	OIL SEAL	1	
10	12638	BUSHING	2		74	29586	SPIRAL PINION SHAFT/GEAR, 12 & 34 TEETH	1	SET
11	12649	GASKET	2		75	29616	GEAR - SPIDER PINION	2	
12	12655	BEARING	1		76	29617	GEAR - SPIDER	3	
13	12660	BEARING	4		77	29619	THRUST WASHER	2	
14	12784	PINION SLEEVE	2		78	37436	FLANGED SLEEVE	2	
15	12785	PIN	3		79	37437	HALF RING ASSY.-INCLUDES ITEMS 109,112,113	2	
16	12787	BEARING	2		80	43688	PIN	1	
17	12788	GEAR - SHIFT CLUTCH	1		81	44826	END CAP	1	
18	12789	SHIFT CLUTCH	1		82	44827	ADAPTER - PUMP MOUNT	1	
19	12846	SEAL	2		83	12A-230	O RING	1	
20	13148	BEARING CONE	2		84	12A-369	O RING	2	
21	16727	BEARING CUP	1		85	13D-1276	DOWEL PIN	3	
22	16728	BEARING CONE	1		86	13D-1624	DOWEL PIN	4	
23	16729	BEARING CUP	2		87	13D-2020	DOWEL PIN	2	
24	16885	SCREW	1		88	13J-0608	ROLL PIN	4	
25	16941	NUT	1		89	19B-625	SNAP RING	2	
26	16968	PINION CAP	1		90	19F-105	SNAP RING	2	
27	16970	BULL GEAR	2		91	22B-28	CLAMP	2	
28	16972	MAIN CASE	1		92	29B-02	GREASE FITTING	2	
29	18446	BEARING CUP	1		93	111A-0808	CONNECTOR	1	
30	18447	BEARING CONE	1		94	115D-02	PIPE PLUG	1	
31	18919	END CAP	1		95	115D-04	PIPE FLUG	1	
32	18920	PUMP	1		96	115E-08	PIPE FLUG	2	
33	18921	PLUNGER	1		97	115E-16	PIPE FLUG	1	
34	18922	SPRING	1		98	115J-1616	ELBOW	1	
35	19677	SEAL	2		99	50A-0406	BOLT	6	
36	19729	HYD. TUBE	1		100	14A-04	LOCKWASHER	6	
37	19827	COVER PLATE	1		101	14A-05	LOCKWASHER	8	
38	19922	STRAINER	1		102	30A-05	NUT	8	
39	19923	SUCTION TUBE	1		103	50A-0612	BOLT	8	
40	23036	GASKET	1		104	50A-0614	BOLT	12	
41	25287	WASHER	1		105	51D-0610	CAPSCREW	21	
42	27341	WASHER	1		106	14S-06	SEAL WASHER	16	
43	27490	SWITCH	1		107	14A-06	LOCKWASHER	5	
44	28010	FILLER PIPE	1		108	30A-06	NUT	1	
45	29184	SHIFTER FORK	1		109	50A-0808	BOLT	4	
46	29187	SHIM -.005"	A.R.		110	50A-0812	BOLT	3	
47	29188	SHIM -.007"	A.R.		111	51D-0808	CAPSCREW	20	
48	29189	SHIM -.020"	A.R.		112	14A-08	LOCKWASHER	7	
49	29191	SHIM -.005"	A.R.		113	30D-08	NUT	4	
50	29192	SHIM -.007"	A.R.		114	14K-09	FLATWASHER	1	
51	29193	SHIM -.020"	A.R.		115	50A-1014	BOLT	6	
52	29251	SPRING	1		116	50A-1016	BOLT	20	
53	29433	WASHER	1		117	50A-1038	BOLT	22	
54	29434	PISTON	1		118	14A-10	LOCKWASHER	48	
55	29435	BARREL	1		119	50A-1224	BOLT	22	
56	29436	CAP - SHIFT CYLINDER	1		120	*50A-1226	BOLT	14	780 & 780A
57	29437	RETAINER	1		121	50A-1230	BOLT	18	
58	29438	PISTON RING	1		122	*50A-1232	BOLT	18	780 & 780A
59	29439	SNAP RING	1		123	50A-1236	BOLT	4	
60	29440	SHIFT RAIL	1		124	14A-12	LOCKWASHER	44	
61	29483	THRUST PLATE - INNER	2		125	30A-12	NUT	22	(18 REQ. FOR 780 & 780A)
62	29484	THRUST PLATE - OUTER	2		126	50A-1856	BOLT	4	
63	29487	SIDE HOUSING - R.H.	1		127	30A-18	NUT	4	
64	29488	SIDE HOUSING - L.H.	1		128	36S-12	LOCKNUT	2	
	29490	DRIVE AXLE	2		129	37H-20	LOCKNUT	1	

CHAMPION ROAD MACHINERY



EFFECTIVE SERIAL NUMBERS)
 NUMEROSI DE SERIE EFFETTIVI(S)
 NUMEROSI DE SERIE EFECTIVOS)

18507, 18526 & UP

700 SERIES
 SERIE 700

SECTION 7
 SECCION 7
 PAGE 11
 PAGINA 11

ISSUE No.
 N° D'ÉMISSION
 N° DE EDICION

3 REVISION B

FINAL DRIVE ASSEMBLY - DOUBLE REDUCTION C/W DIFFERENTIAL

MARCH 1990

FOR LIST OF PARTS - TURN THIS PAGE

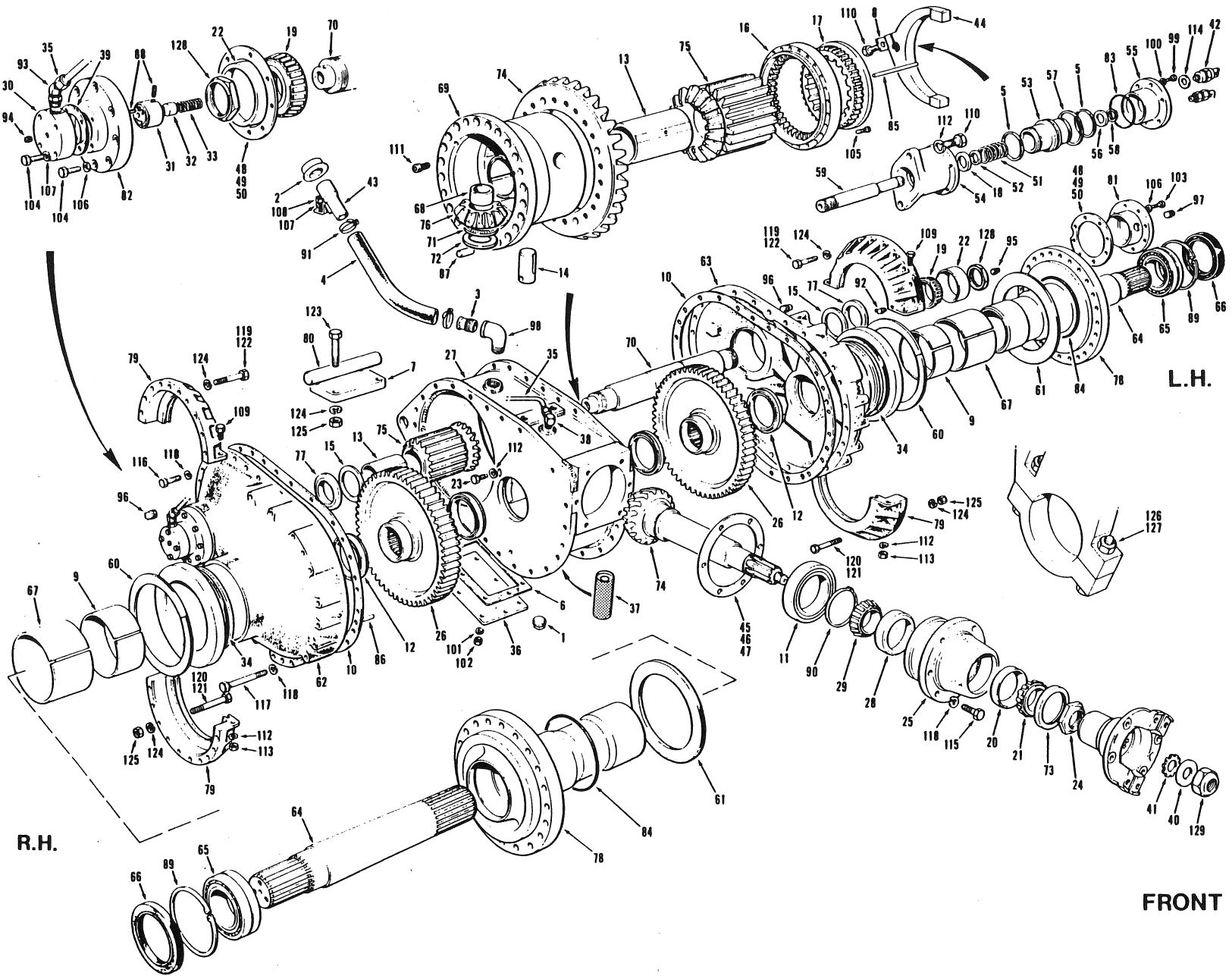
POUR LA LISTE DES PIÈCES - VOIR AU VERSO

PARA LA LISTA DE LAS PIEZAS - VER AL VERSO

USE ONLY CHAMPION APPROVED PARTS

SECTION SECCION		PAGE PAGINA		ISSUE No. N° D'ÉMISSION N° DE EDICION		3 REVISION B		FINAL DRIVE - DOUBLE REDUCTION C/W DIFFERENTIAL				MARCH 1990	
No. N° N°	PART No. N° DE PIÈCE N° DE PIEZA	DESCRIPTION DÉSCRIPTION DESCRIPCION		No. REQ. N° REQ. N° REQ.	REMARKS REMARQUES NOTAS	No. N° N°	PART No. N° DE PIECE N° DE PIEZA	DESCRIPTION DÉSCRIPTION DESCRIPCION		No. REQ. N° REQ. N° REQ.	REMARKS REMARQUES NOTAS		
	37910	FINAL DRIVE ASSEMBLY C/W DIFFERENTIAL - INCLUDES ITEMS 1, 3, 5, 6, 8 TO 42, 44 TO 79, 81 TO 90, 92 TO 107, 109 TO 118, 128 & 129		1		64	29490	DRIVE AXLE		2			
1	3614	MAGNETIC PLUG		1		65	29494	BEARING		2			
2	5888	BREATHER CAP		1		66	29495	OIL SEAL		2			
3	8572-4	NIPPLE		1		67	29496	BUSHING		2			
4	8585 x 26.5	HOSE		1		68	29499	BUSHING		3			
5	10366	PISTON RING		2		69	29500	HOUSING - DIFFERENTIAL		1			
6	11448	GASKET		1		70	*55206	CROSS SHAFT		1			
7	12125-28	MOUNTING PLATE		1		71	29525	BEARING		3			
8	12411	TAB WASHER		1		72	29526	WASHER		3			
9	12638	BUSHING		2		73	29583	OIL SEAL		1			
10	12649	GASKET		2		74	29586	SPIRAL PINION SHAFT/GEAR, 12 & 34 TEETH		1	SET		
11	12655	BEARING		1		75	29616	GEAR - SPIDER PINION		2			
12	12660	BEARING		2		76	29617	GEAR - SPIDER		3			
13	12784	PINION SLEEVE		4		77	29619	THRUST WASHER		2			
14	12785	PIN		2		78	37436	FLANGED SLEEVE		2			
15	12787	BEARING		3		79	37437	HALF RING ASSEMBLY - INCLUDES ITEMS 109, 112 & 113		2			
16	12788	GEAR - SHIFT CLUTCH		2		80	43688	PIN		1			
17	12789	SHIFT CLUTCH		1		81	44826	END CAP		1			
18	12846	SEAL		2		82	44827	ADAPTER - PUMP MOUNT		1			
19	13148	BEARING CONE		1		83	12A-230	O RING		1			
20	16727	BEARING CUP		2		84	12A-369	O RING		2			
21	16728	BEARING CONE		2		85	13D-1276	DOWEL PIN		3			
22	16729	BEARING CUP		1		86	13D-1624	DOWEL PIN		4			
23	16885	SCREW		1		87	13D-2020	DOWEL PIN		2			
24	16941	NUT		2		88	13J-0608	ROLL PIN		4			
25	16968	PINION CAP		1		89	19B-625	SNAP RING		2			
26	16970	BULL GEAR		1		90	19F-105	SNAP RING		2			
27	16972	MAIN CASE		1		91	22B-28	CLAMP		2			
28	18446	BEARING CUP		2		92	29B-02	GREASE FITTING		2			
29	18447	BEARING CONE		1		93	11A-0808	CONNECTOR		1			
30	18919	END CAP		1		94	115D-02	PIPE PLUG		1			
31	18920	PUMP		1		95	115D-04	PIPE PLUG		1			
32	18921	PLUNGER		1		96	115E-08	PIPE PLUG		2			
33	18922	SPRING		1		97	115E-16	PIPE PLUG		1			
34	19677	SEAL		1		98	115J-1616	ELBOW		1			
35	19729	HYDRAULIC TUBE		1		99	50A-0406	BOLT		6			
36	19827	COVER PLATE		2		100	14A-04	LOCKWASHER		6			
37	19922	STRAINER		1		101	14A-05	LOCKWASHER		8			
38	19923	SUCTION TUBE		1		102	30A-05	NUT		8			
39	23036	GASKET		1		103	50A-0612	BOLT		8			
40	25287	WASHER		1		104	50A-0614	BOLT		12			
41	27341	WASHER		1		105	51D-0610	CAPSCREW		21			
42	27490	SWITCH		1		106	14S-06	SEAL WASHER		16			
43	51592	FILLER PIPE		1		107	14A-06	LOCKWASHER		5			
44	29184	SHIFTER FORK		1		108	30A-06	NUT		1			
45	29187	SHIM - .005"		A.R.		109	50A-0808	BOLT		4			
46	29188	SHIM - .007"		A.R.		110	50A-0812	BOLT		3			
47	29189	SHIM - .020"		A.R.		111	51D-0808	CAPSCREW		20			
48	29191	SHIM - .005"		A.R.		112	14A-08	LOCKWASHER		7			
49	29192	SHIM - .007"		A.R.		113	30D-08	NUT		4			
50	29193	SHIM - .020"		A.R.		114	14K-09	FLATWASHER		1			
51	29251	SPRING		1		115	50A-1014	BOLT		6			
52	29433	WASHER		1		116	50A-1016	BOLT		20			
53	29434	PISTON		1		117	50A-1038	BOLT		22			
54	37909	BARREL		1		118	14A-10	LOCKWASHER		48			
55	29436	CAP - SHIFT CYLINDER		1		119	50A-1224	BOLT (8 REQ. FOR 780/780A)		22			
56	29437	RETAINER		1		120	50A-1226	BOLT		14	780/780A		
57	29438	PISTON RING		1		121	50A-1230	BOLT		18			
58	29439	SNAP RING		1		122	50A-1232	BOLT		18	780/780A		
59	29440	SHIFT RAIL		1		123	50A-1236	BOLT		4			
60	29483	THRUST PLATE - INNER		1		124	14A-12	LOCKWASHER (40 REQ. FOR 780/780A)		44			
61	29484	THRUST PLATE - OUTER		2		125	30A-12	NUT (18 REQ. FOR 780/780A)		22			
62	29487	SIDE HOUSING - R.H.		2		126	50A-1856	BOLT		4			
63	29488	SIDE HOUSING - L.H.		1		127	30A-18	NUT		4			
						128	36S-12	LOCKNUT		2			
						129	37H-20	LOCKNUT		1			

CHAMPION ROAD MACHINERY



EFFECTIVE SERIAL NUMBERS)
 NUMEROS) DE SERIE EFFECTIFS)
 NUMEROS) DE SERIE EFFECTIVOS)

20723 & UP

700 SERIES
 SERIE 700

SECTION 7
 SECCION 7
 PAGE 11
 PAGINA 11

ISSUE No.
 N° D'ÉMISSION
 N° DE EDICION

4 REVISION A

FINAL DRIVE ASSEMBLY - DOUBLE REDUCTION C/W DIFFERENTIAL

NOVEMBER 1990

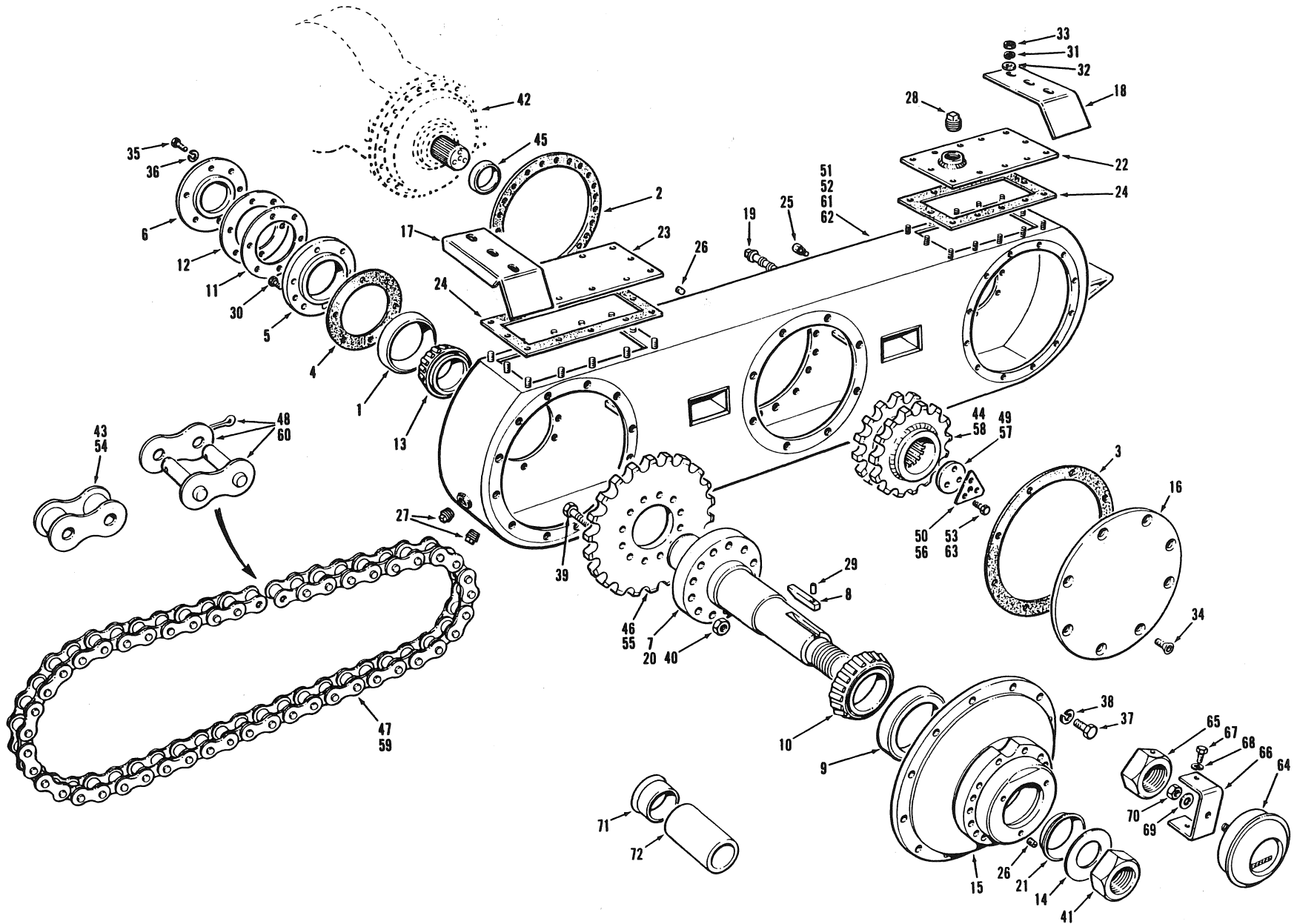
FOR LIST OF PARTS - TURN THIS PAGE

POUR LA LISTE DES PIÈCES - VOIR AU VERSO

PARA LA LISTA DE LAS PIEZAS - VER AL VERSO

USE ONLY CHAMPION ROAD MACHINERY APPROVED PARTS

SECTION SECCION		PAGE PAGINA	ISSUE No. N° D'ÉMISSION N° DE EDICION	4 REVISION A	FINAL DRIVE - DOUBLE REDUCTION C/W DIFFERENTIAL			NOVEMBER 1990	
No. N° N°	PART No. N° DE PIÈCE N° DE PIEZA	DESCRIPTION DÉSCRIPTION DESCRIPCION	No. REQ. N° REQ. N° REQ.	REMARKS REMARQUES NOTAS	No. N° N°	PART No. N° DE PIECE N° DE PIEZA	DESCRIPTION DÉSCRIPTION DESCRIPCION	No. REQ. N° REQ. N° REQ.	REMARKS REMARQUES NOTAS
	56397	FINAL DRIVE ASSEMBLY C/W DIFFERENTIAL - INCLUDES ITEMS 1, 3, 5, 6, 8 TO 42, 44 TO 79, 81 TO 90, 92 TO 107, 109 TO 118, 128 & 129	1		64	29490	DRIVE AXLE	2	
1	3614	MAGNETIC PLUG	1		65	29494	BEARING	2	
2	5888	BREATHER CAP	1		66	29495	OIL SEAL	2	
3	8572-4	NIPPLE	1		67	29496	BUSHING	2	
4	8585 x 26.5	HOSE	1		68	29499	BUSHING	3	
5	10366	PISTON RING	2		69	29500	HOUSING - DIFFERENTIAL - UP TO S/N 20804	1	
6	11448	GASKET	1			56174	HOUSING - DIFFERENTIAL - S/N 20808 & UP	1	
7	12125-28	MOUNTING PLATE	1		70	55206	CROSS SHAFT	1	
8	12411	TAB WASHER	1		71	29525	BEARING	3	
9	12638	BUSHING	2		72	29526	WASHER	3	
10	12649	GASKET	2		73	29583	OIL SEAL	1	
11	12655	BEARING	1		74	29586	SPIRAL PINION SHAFT/GEAR, 12 & 34 TEETH	1	SET
12	12660	BEARING	4		75	29616	GEAR - SPIDER PINION - UP TO S/N 20804	2	
13	12784	PINION SLEEVE	2			56196	GEAR - SPIDER PINION - S/N 20808 & UP	2	
14	12785	PIN	3		76	29617	GEAR - SPIDER	3	
15	12787	BEARING	2		77	29619	THRUST WASHER	2	
16	12788	GEAR - SHIFT CLUTCH	1		78	37436	FLANGED SLEEVE	2	
17	12789	SHIFT CLUTCH	1		79	37437	HALF RING ASSEMBLY - INCLUDES ITEMS 109, 112 & 113	2	
18	12846	SEAL	2		80	43688	PIN	1	
19	13148	BEARING CONE	2		81	44826	END CAP	1	
20	16727	BEARING CUP	1		82	44827	ADAPTER - PUMP MOUNT	1	
21	16728	BEARING CONE	1		83	12A-230	O RING	1	
22	16729	BEARING CUP	2		84	12A-370	O RING	2	
23	16885	SCREW	1		85	13D-1276	DOWEL PIN	3	
24	16941	NUT	1		86	13D-1624	DOWEL PIN	4	
25	16968	PINION CAP	1		87	13D-2020	DOWEL PIN	2	
26	16970	BULL GEAR	2		88	13C-0608	ROLL PIN	4	
27	16972	MAIN CASE	1		89	19B-625	SNAP RING	2	
28	18446	BEARING CUP	1		90	19F-105	SNAP RING	2	
29	18447	BEARING CONE	1		91	22B-28	CLAMP	2	
30	18919	END CAP	1		92	29B-02	GREASE FITTING	2	
31	18920	PUMP	1		93	* 111A-0808	CONNECTOR	1	
32	18921	PLUNGER	1		94	115D-02	PIPE PLUG	1	
33	18922	SPRING	1		95	115D-04	PIPE PLUG	1	
34	19677	SEAL	2		96	115E-08	PIPE PLUG	2	
35	19729	HYDRAULIC TUBE	1		97	115E-16	PIPE PLUG	1	
36	19827	COVER PLATE	1		98	115J-1616	ELBOW	1	
37	19922	STRAINER	1		99	50A-0406	BOLT	6	
38	19923	SUCTION TUBE	1		100	14A-04	LOCKWASHER	6	
39	23036	GASKET	1		101	14A-05	LOCKWASHER	8	
40	25287	WASHER	1		102	30A-05	NUT	8	
41	27341	WASHER	1		103	50A-0612	BOLT	8	
42	27490	SWITCH	1		104	50A-0614	BOLT	12	
43	51592	FILLER PIPE	1		105	51D-0610	CAPSCREW	21	
44	29184	SHIFTER FORK	1		106	14S-06	SEAL WASHER	16	
45	29187	SHIM - .005"	1		107	14A-06	LOCKWASHER	5	
46	29188	SHIM - .007"	2		108	30A-06	NUT	1	
47	29189	SHIM - .020"	2		109	50A-0808	BOLT	4	
48	29191	SHIM - .005"	6		110	50A-0812	BOLT	3	
49	29192	SHIM - .007"	7		111	51D-0808	CAPSCREW	20	
50	29193	SHIM - .020"	3		112	14A-08	LOCKWASHER	7	
51	29251	SPRING	1		113	30D-08	NUT	4	
52	29433	WASHER	1		114	14K-09	FLATWASHER	1	
53	29434	PISTON	1		115	50A-1014	BOLT	6	
54	37909	BARREL	1		116	50A-1016	BOLT	20	
55	29436	CAP - SHIFT CYLINDER	1		117	50A-1038	BOLT	22	
56	29437	RETAINER	1		118	14A-10	LOCKWASHER	48	
57	29438	PISTON RING	1		119	50A-1224	BOLT (8 REQ. FOR 780/780A)	22	
58	29439	SNAP RING	1		120	50A-1226	BOLT	14	780/780A
59	29440	SHIFT RAIL	1		121	50A-1230	BOLT	18	
60	29483	THRUST PLATE - INNER	2		122	50A-1232	BOLT	18	780/780A
61	56768	THRUST PLATE - OUTER	2		123	50A-1236	BOLT	4	
62	29487	SIDE HOUSING - R.H.	1		124	* 37959	LOCKWASHER (40 REQ. FOR 780/780A)	44	
63	29488	SIDE HOUSING - L.H.	1		125	36N-12	NUT (18 REQ. FOR 780/780A)	22	
					126	50A-1856	BOLT	4	
					127	30A-18	NUT	4	
					128	36S-12	LOCKNUT	2	
					129	37H-20	LOCKNUT	1	



EFFECTIVE SERIAL NUMBER(S) 16224 & 16245 to 16808
 NUMERO(S) DE SÉRIE EFFECTIF(S)
 NUMERO(S) DE SERIE EFFECTIVOS

700 SERIES
 SERIE 700

SECTION 7
 SECTION 7
 PAGE 13
 PAGINA 13

ISSUE No.
 N° D'ÉMISSION
 N° DE EDICION 1 REVISION A

TANDEM ASSEMBLY

DECEMBER 1986

FOR LIST OF PARTS - TURN THIS PAGE

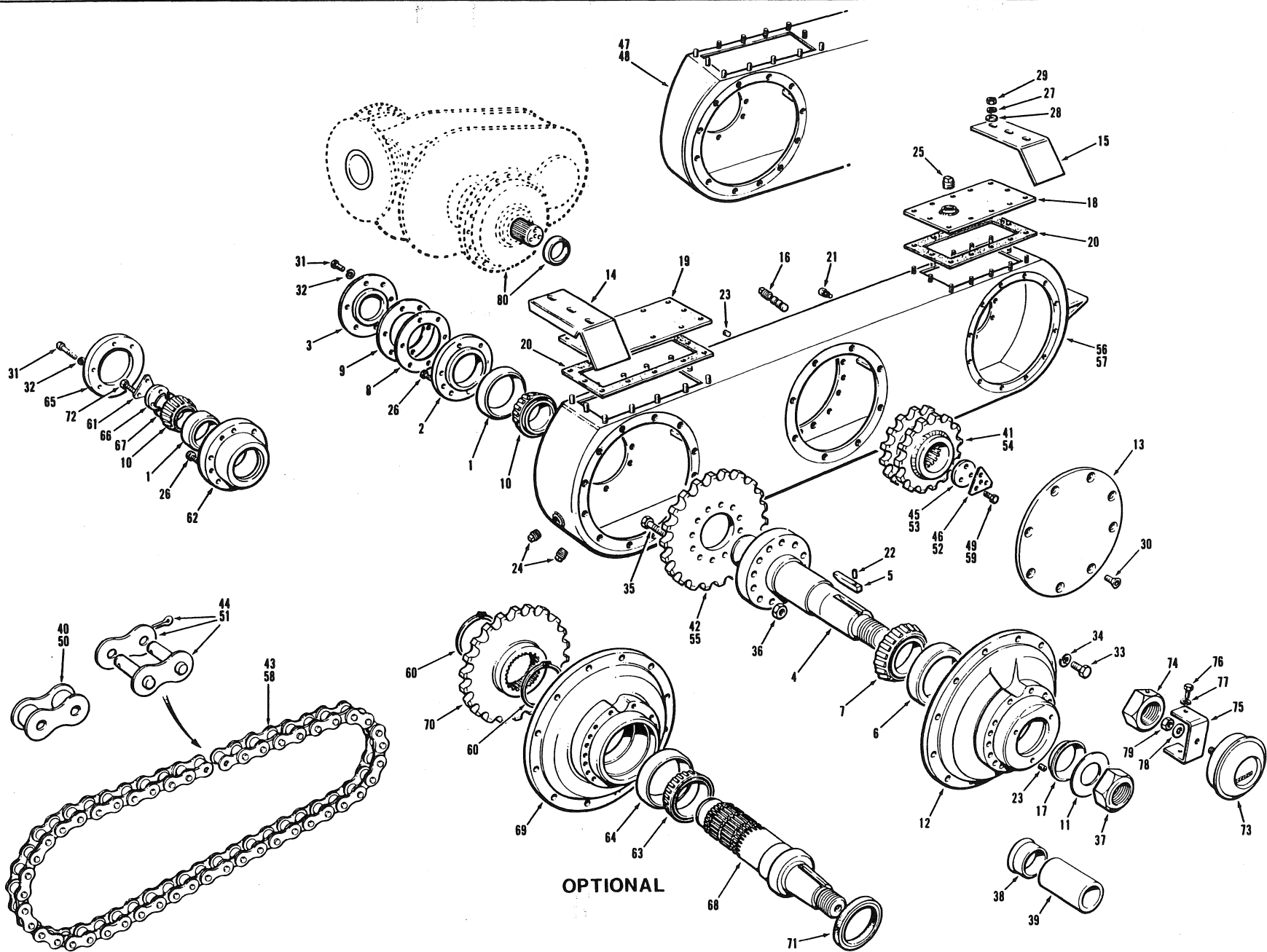
POUR LA LISTE DES PIÈCES - VOIR AU VERSO

PARA LA LISTA DE LAS PIEZAS - VER AL VERSO

USE ONLY CHAMPION ROAD MACHINERY APPROVED PARTS

SECTION SECCION 7		PAGE PAGINA 14	ISSUE No. N° D'ÉMISSION N° DE EDICION	I REVISION A	TANDEM ASSEMBLY			DECEMBER 1986		
No. N° N°	PART No. N° DE PIÉCE N° DE PIEZA	DESCRIPTION DESCRIPTION DESCRIPCION	No. REQ. N° REQ. N° REQ.	REMARKS REMARQUES NOTAS	No. N° N°	PART No. N° DE PIECE N° DE PIEZA	DESCRIPTION DESCRIPTION DESCRIPCION	No. REQ. N° REQ. N° REQ.	REMARKS REMARQUES NOTAS	
1	701A	BEARING CUP	4		43	27496	LINK	A.R.}		
2	2582	GASKET	2		44	29051	DRIVE SPROCKET	2		
3	2744	GASKET	2		45	29052	SPACER	2		
4	2748	GASKET	4		46	29073	SPROCKET - 33 TOOTH	4		
5	7035	FLANGE	4		47	29075	CHAIN	4	MODEL 710 & 710A	
6	7036	CAP	4		48	29095	CONNECTING LINK	A.R.}		
7	7037	STUB AXLE	4	SEE NOTE 1	49	36436	CAP	2		
8	7039	KEY	4		50	36437	TAB WASHER	2		
9	7042A	BEARING CUP	4		51	40221	TANDEM CASE - L.H.	1		
10	7042B	BEARING CONE	4		52	40222	TANDEM CASE - R.H.	1		
11	7044B	SHIM - .020" THICK	A.R.		53	50A-0810	BOLT	6		
12	7044C	SHIM - .010" THICK	A.R.							
13	7060	BEARING CONE	4		54	10858-1	LINK	A.R.}		
14	7774	WASHER	4		55	11901	SPROCKET - 29 TOOTH	4		
15	11899	HOUSING	4		56	12653	TAB WASHER	2		
16	15361	COVER PLATE	2		57	17981	CAP	2	MODEL 720 THRU 760	
17	18910	BRAKE LINE SHIELD - R.H. REAR, L.H. FRONT	2		58	33254	DRIVE SPROCKET	2		
18	18911	BRAKE LINE SHIELD - L.H. REAR, R.H. FRONT	2		59	40010	CHAIN	4		
19	27449	MAGNETIC PLUG	4		60	*11230	CONNECTING LINK	A.R.}		
20	36601	STUB AXLE - HEAVY	4	OPTIONAL	61	40034	TANDEM CASE - R.H.	1		
21	36915	OIL SEAL	4		62	40035	TANDEM CASE - L.H.	1		
22	40005	COVER PLATE - REAR	2		63	50A-1014	BOLT	6		
23	40006	COVER PLATE - FRONT	2							
24	40007	GASKET	4							
25	40296	VENT PLUG	2						OPTIONAL	
							<u>ODOMETER INSTALLATION</u>			
26	115D-02	PLUG	14			10510	ODOMETER - 13:00 X 24 TIRES	1	MILES	
27	115E-12	PLUG	4			10511	ODOMETER - 14:00 X 24 TIRES	1		
28	115E-24	PLUG	2			10512	ODOMETER - 16:00 X 24 OR 18:4 X 26 TIRES	1		
29	13J-0816	PIN	4		64	10973	ODOMETER - 17:5 X 25 TIRES	1	KILOMETERS	
30	51D-0608	BOLT	8			11919	ODOMETER - 13:00 X 24 TIRES	1		
31	14A-06	LOCKWASHER	48			11920	ODOMETER - 14:00 X 24 TIRES	1		
32	*14C-06	FLATWASHER	12			11921	ODOMETER - 16:00 X 24 OR 18:4 X 26 TIRES	1		
33	30A-06	NUT	48			11922	ODOMETER - 17:5 X 25 TIRES	1		
34	51E-0808	BOLT	16			65	24902	SPECIAL NUT		1
35	51A-0820	BOLT	24			66	24903	BRACKET		1
36	14A-08	LOCKWASHER	24			67	51A-0606	BOLT		2
37	51A-1014	BOLT	48			68	14A-06	LOCKWASHER		2
38	14A-10	LOCKWASHER	48			69	14C-08	FLATWASHER		1
39	50A-1228	BOLT	48		70	37D-08	LOCKNUT - INCLUDED WITH ITEM 64	1		
40	36C-12	NUT	48							
41	37D-36	LOCKNUT	4							
42		FINAL DRIVE	REF.	SECTION 7 PAGES 7, 9 & 11		NOTE 1	STUB AXLE KIT (TO BE USED WHEN OIL SEAL HAS WORN A GROOVE IN STUB AXLE) CONSISTS OF:			
	*32338	SILICONE SEALANT - 304 mL TUBE CHAMPION ROAD MACHINERY RECOMMENDS THE USE OF SILICONE SEALANT IN PLACE OF GASKETS.	A.R.		71	17666	REPAIR SLEEVE	1		
					72	17667	INSTALLATION TOOL	1		

CHAMPION ROAD MACHINERY



OPTIONAL

ISSUE No.
 N° D'ÉMISSION
 N° DE EDICION 2 REVISION A

TANDEM ASSEMBLY

DECEMBER 1986

FOR LIST OF PARTS - TURN THIS PAGE

POUR LA LISTE DES PIÈCES - VOIR AU VERSO

PARA LA LISTA DE LAS PIEZAS - VER AL VERSO

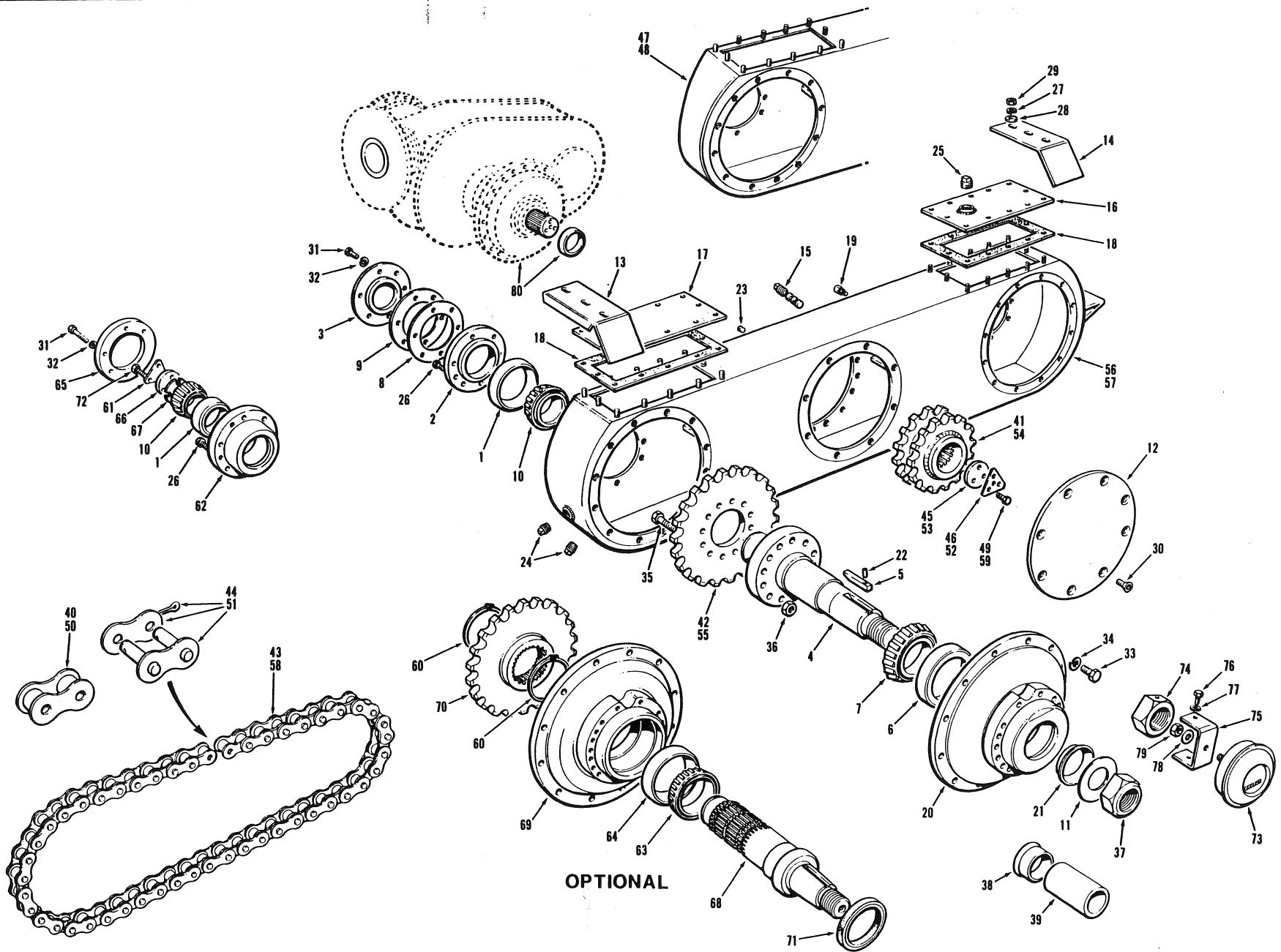
EFFECTIVE SERIAL NUMBERS) 16817 TO 17204
 NUMEROS) DE SERIE EFFECTIFS)
 NUMEROS) DE SERIE EFFECTIVOS)
 U.S. 2419-2 TO 2527-2

700 SERIES
 SECTION 7
 PAGE 13
 SERIE 700
 SECTION 7
 PAGINA 13

USE ONLY CHAMPION ROAD MACHINERY APPROVED PARTS

SECTION SECCION 7		PAGE PAGINA 14	ISSUE No. N° D'ÉMISSION N° DE EDICION 2 REVISION A	TANDEM ASSEMBLY		DECEMBER 1986				
No. N° N°	PART No. N° DE PIÈCE N° DE PIEZA	DESCRIPTION DÉSCRIPTION DESCRIPCION	No. REQ. N° REQ. N° REQ.	REMARKS REMARQUES NOTAS	No. N° N°	PART No. N° DE PIECE N° DE PIEZA	DESCRIPTION DÉSCRIPTION DESCRIPCION	No. REQ. N° REQ. N° REQ.	REMARKS REMARQUES NOTAS	
1	701A	BEARING CUP	4	SEE NOTE 1	50	10858-1	LINK	A.R.	MODEL 720 THRU 760	
2	7035	FLANGE	4		51	*11230	CONNECTING LINK	A.R.		
3	7036	CAP	4		52	12653	TAB WASHER	2		
4	7037	STUB AXLE	4		53	17981	CAP	2		
5	7039	KEY	4		54	33254	DRIVE SPROCKET	2		
6	7042A	BEARING CUP	4		55	42084	SPROCKET - 25 TOOTH	4		
7	7042B	BEARING CONE	4		56	42112	TANDEM CASE - R.H.	1		
8	7044B	SHIM - .020" THICK	A.R.		57	42113	TANDEM CASE - L.H.	1		
9	7044C	SHIM - .010" THICK	A.R.		58	42118	CHAIN - C/W CONNECTING LINK	4		
10	7060	BEARING CONE	4		59	50A-1014	BOLT	6		
11	7774	WASHER	4	<u>HEAVY DUTY STUB AXLE INSTALLATION</u>						
12	11899	HOUSING	4	60	19C-450	SNAP RING	8	OPTIONAL ON MODELS 740 & 760		
13	15361	COVER PLATE	2	61	16789	TAB WASHER	4			
14	18910	BRAKE LINE SHIELD - R.H. REAR, L.H. FRONT	2	62	16792	BEARING FLANGE	4			
15	18911	BRAKE LINE SHIELD - L.H. REAR, R.H. FRONT	2	63	32043	BEARING CUP	4			
16	27449	MAGNETIC PLUG	4	64	32044	BEARING CONE	4			
17	36915	OIL SEAL	4	65	40026	BEARING CAP	4			
18	40005	COVER PLATE - REAR	2	66	40029	BEARING RETAINER	4			
19	40006	COVER PLATE - FRONT	2	67	40030	SHIM - .005" THICK	A.R.			
20	40007	GASKET	4	67	40031	SHIM - .007" THICK	A.R.			
21	40296	VENT PLUG	2	67	40032	SHIM - .020" THICK	A.R.			
22	13J-0816	PIN	4	68	42489	STUB AXLE - HEAVY	1	OPTIONAL		
23	115D-02	PLUG	A.R.	69	42509	HOUSING	4			
24	115E-12	PLUG	4	70	*42565	SPROCKET - 25 TOOTH	4			
25	115E-24	PLUG	2	71	42569	SEAL	4			
26	50D-0608	CAPSCREW	8	72	50A-1012	BOLT	12			
27	14A-06	LOCKWASHER	48	<u>ODOMETER INSTALLATION</u>						
28	*14C-06	FLATWASHER	12	73	10510	ODOMETER - 13:00 X 24 TIRES	1		MILES	
29	30A-06	NUT	48		10511	ODOMETER - 14:00 X 24 TIRES	1			
30	50E-0808	BOLT	16		10512	ODOMETER - 16:00 X 24 OR 18:4 X 26 TIRES	1			
31	50A-0820	BOLT	24		10973	ODOMETER - 17:5 X 25 TIRES	1			
32	14A-08	LOCKWASHER	24		11919	ODOMETER - 13:00 X 24 TIRES	1			
33	50A-1014	BOLT	48		11920	ODOMETER - 14:00 X 24 TIRES	1			
34	14A-10	LOCKWASHER	48		11921	ODOMETER - 16:00 X 24 OR 18:4 X 26 TIRES	1			
35	50A-1228	BOLT	48		11922	ODOMETER - 17:5 X 25 TIRES	1			
36	36N-12	NUT	48		74	24902	SPECIAL NUT	1		
37	37D-36	LOCKNUT	4		75	24903	BRACKET	1		
	<u>NOTE 1:</u>	STUB AXLE KIT (TO BE USED WHEN OIL SEAL HAS WORN A GROOVE IN STUB AXLE)			76	51A-0606	BOLT	2	SECTION 7 PAGES 7, 9 & 11	
38	17666	CONSISTS OF: REPAIR SLEEVE	1	77	14A-06	LOCKWASHER	2			
39	17667	INSTALLATION TOOL	1	78	14C-08	FLATWASHER	1			
40	27496	LINK	A.R.	79	37D-08	LOCKNUT - INCLUDED WITH ITEM 73	1			
41	29051	DRIVE SPROCKET	2	80		FINAL DRIVE INSTALLATION	REF.			
42	29073	SPROCKET - 33 TOOTH	4							
43	29075	CHAIN - C/W CONNECTING LINK	4							
44	29095	CONNECTING LINK	A.R.							
45	36436	CAP	2							
46	36437	TAB WASHER	2							
47	40221	TANDEM CASE - L.H.	1							
48	40222	TANDEM CASE - R.H.	1							
49	50A-0810	BOLT	6		*32338	SILICONE SEALANT - 304 mL TUBE CHAMPION ROAD MACHINERY RECOMMENDS THE USE OF SILICONE SEALANT IN PLACE OF GASKETS.	A.R.			

CHAMPION ROAD MACHINERY



OPTIONAL

TANDEM ASSEMBLY

ISSUE No.
 N° D'ÉMISSION
 N° DE EDICION 3 REVISION B

DECEMBER 1986

FOR LIST OF PARTS - TURN THIS PAGE

POUR LA LISTE DES PIÈCES - VOIR AU VERSO

PARA LA LISTA DE LAS PIEZAS - VER AL VERSO

EFFECTIVE SERIAL NUMBERS) 17205 & UP
 NUMEROS) DE SERIE EFFECTIFS)
 NUMEROS) DE SERIE EFFECTIVOS)
 U.S. 2528-2 & UP

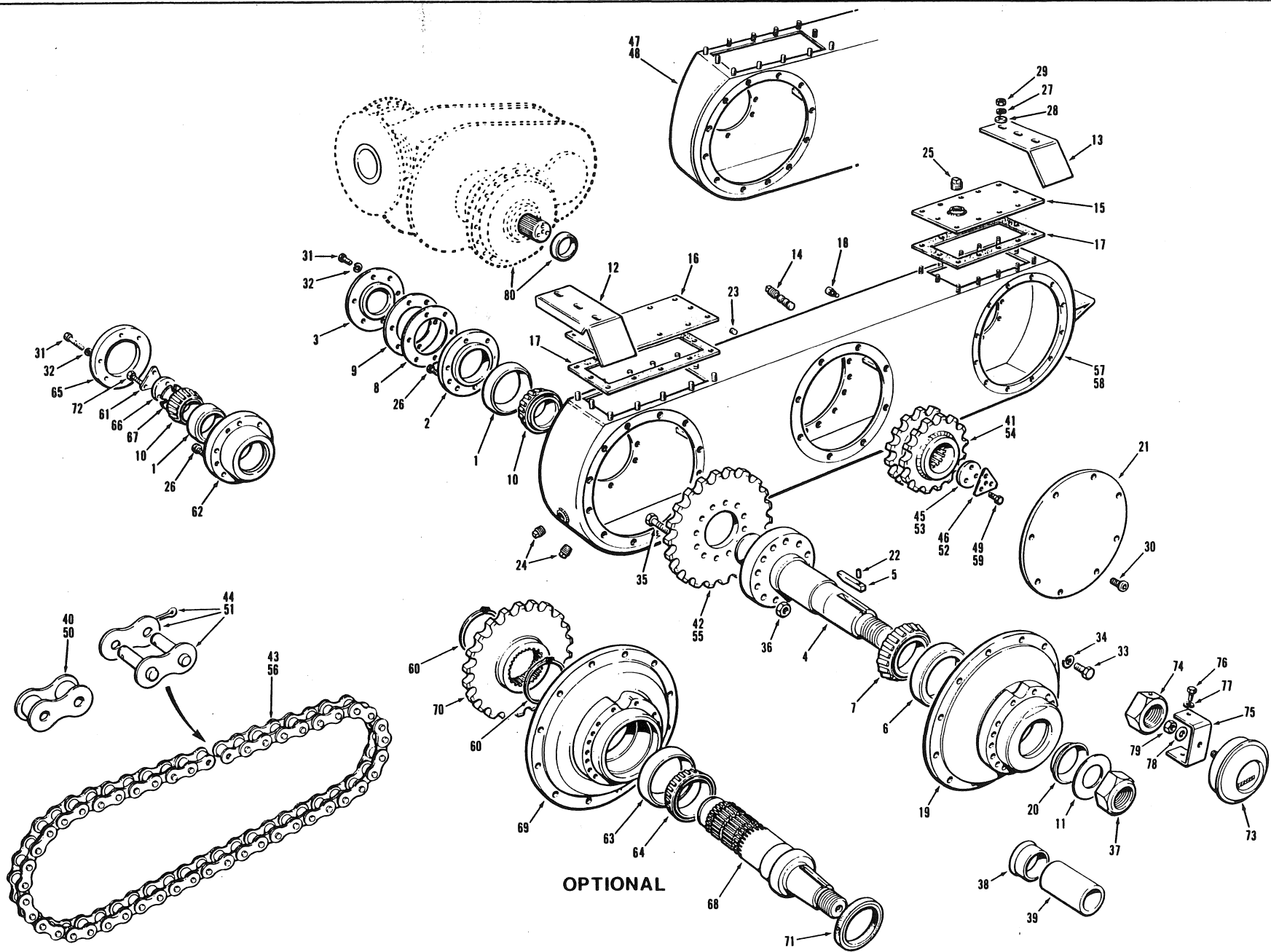
700 SERIES
 SERIE 700

SECTION 7 PAGE 13
 SECTION 7 PAGINA 13

USE ONLY CHAMPION APPROVED PARTS
 CHAMPION ROAD MACHINERY

SECTION SECTION 7		PAGE PAGINA 14	ISSUE No. N° D'ÉMISSION N° DE EDICION	3 REVISION B	TANDEM ASSEMBLY			DECEMBER 1986	
No. N° N°	PART No. N° DE PIÈCE N° DE PIEZA	DESCRIPTION DESCRIPTION DESCRIPCION	No. REQ. N° REQ. N° REQ.	REMARKS REMARQUES NOTAS	No. N° N°	PART No. N° DE PIECE N° DE PIEZA	DESCRIPTION DESCRIPTION DESCRIPCION	No. REQ. N° REQ. N° REQ.	REMARKS REMARQUES NOTAS
1	701A	BEARING CUP	4		50	10858-1	LINK	A.R.	
2	7035	FLANGE	4		51	*11230	CONNECTING LINK	A.R.	
3	7036	CAP	4		52	12653	TAB WASHER	2	
4	7037	STUB AXLE	4	SEE NOTE 1	53	17981	END CAP	2	
5	7039	KEY	4		54	33254	DRIVE SPROCKET	2	
6	7042A	BEARING CUP	4		55	42084	SPROCKET - 25 TOOTH	4	MODEL 720
7	7042B	BEARING CONE	4		56	42112	TANDEM CASE - R.H.	1	THRU 760
8	7044B	SHIM - .020" THICK	A.R.		57	42113	TANDEM CASE - L.H.	1	
9	7044C	SHIM - .010" THICK	A.R.		58	42118	CHAIN - C/W CONNECTING LINK	4	
10	7060	BEARING CONE	4		59	50A-1014	BOLT	6	
11	7774	WASHER	4						
12	15361	COVER PLATE	2						
13	18910	BRAKE LINE SHIELD - R.H. REAR, L.H. FRONT	2						
14	18911	BRAKE LINE SHIELD - L.H. REAR, R.H. FRONT	2						
15	27449	MAGNETIC PLUG	4		60	19C-450	SNAP RING	8	
16	40005	COVER PLATE - REAR	2		61	16789	TAB WASHER	4	
17	40006	COVER PLATE - FRONT	2		62	16792	BEARING FLANGE	4	
18	40007	GASKET	4		63	32043	BEARING CUP	4	
19	40296	VENT PLUG	2		64	32044	BEARING CONE	4	
20	*42600	HOUSING	4		65	40026	BEARING CAP	4	
21	*42602	OIL SEAL	4		66	40029	BEARING RETAINER	4	OPTIONAL
22	13J-0816	PIN	4			40030	SHIM - .005" THICK	A.R.	ON MODELS
23	115D-02	PLUG	2		67	40031	SHIM - .007" THICK	A.R.	740 & 760
24	115E-12	PLUG	2			40032	SHIM - .020" THICK	A.R.	
25	115E-24	PLUG	2		68	42489	STUB AXLE - HEAVY	1	
26	50D-0608	CAPSCREW	8		69	42509	HOUSING	4	
27	14A-06	LOCKWASHER	48		70	*42565	SPROCKET - 25 TOOTH	4	
28	14C-06	FLATWASHER	12		71	42569	SEAL	4	
29	30A-06	NUT	48		72	50A-1012	BOLT	12	
30	50E-0808	CAPSCREW	16						
31	50A-0820	BOLT	24						OPTIONAL
32	14A-08	LOCKWASHER	24						
33	50A-1014	BOLT	48			10510	ODOMETER - 13:00 X 24 TIRES	1	
34	14A-10	LOCKWASHER	48			10511	ODOMETER - 14:00 X 24 TIRES	1	MILES
35	50A-1228	BOLT	48		73	10512	ODOMETER - 16:00 X 24 OR 18:4 X 26 TIRES	1	
36	36N-12	NUT	48			10973	ODOMETER - 17:5 X 25 TIRES	1	
37	37D-36	LOCKNUT	4			11919	ODOMETER - 13:00 X 24 TIRES	1	
						11920	ODOMETER - 14:00 X 24 TIRES	1	
						11921	ODOMETER - 16:00 X 24 OR 18:4 X 26 TIRES	1	KILOMETERS
						11922	ODOMETER - 17:5 X 25 TIRES	1	
					74	24902	SPECIAL NUT	1	
					75	24903	BRACKET	1	
38	17666	REPAIR SLEEVE	1		76	51A-0606	BOLT	2	
39	17667	INSTALLATION TOOL	1		77	14A-06	LOCKWASHER	2	
40	27496	LINK	A.R.		78	14C-08	FLATWASHER	1	
41	29051	DRIVE SPROCKET	2		79	37D-08	LOCKNUT - INCLUDED WITH ITEM 73	1	
42	29073	SPROCKET - 33 TOOTH	4		80		FINAL DRIVE INSTALLATION	REF.	SECTION 7
43	29075	CHAIN - C/W CONNECTING LINK	4						PAGES 7,
44	29095	CONNECTING LINK	A.R.	MODEL 710					9 & 11
45	36436	CAP	2						
46	36437	TAB WASHER	2						
47	40221	TANDEM CASE - L.H.	1			*32338	SILICONE SEALANT - 304 mL TUBE	A.R.	
48	40222	TANDEM CASE - R.H.	1				CHAMPION ROAD MACHINERY RECOMMENDS THE USE		
49	50A-0810	BOLT	6				OF SILICONE SEALANT IN PLACE OF GASKETS.		

CHAMPION ROAD MACHINERY



OPTIONAL

TANDEM ASSEMBLY

ISSUE No.
N° D'ÉMISSION
N° DE EDICION 4

JANUARY 1987

FOR LIST OF PARTS - TURN THIS PAGE

POUR LA LISTE DES PIÈCES - VOIR AU VERSO

PARA LA LISTA DE LAS PIEZAS - VER AL VERSO

EFFECTIVE SERIAL NUMBER(S) 17723 & UP
NUMERO(S) DE SÉRIE EFFECTIF(S)
U.S. 2623-2 & UP

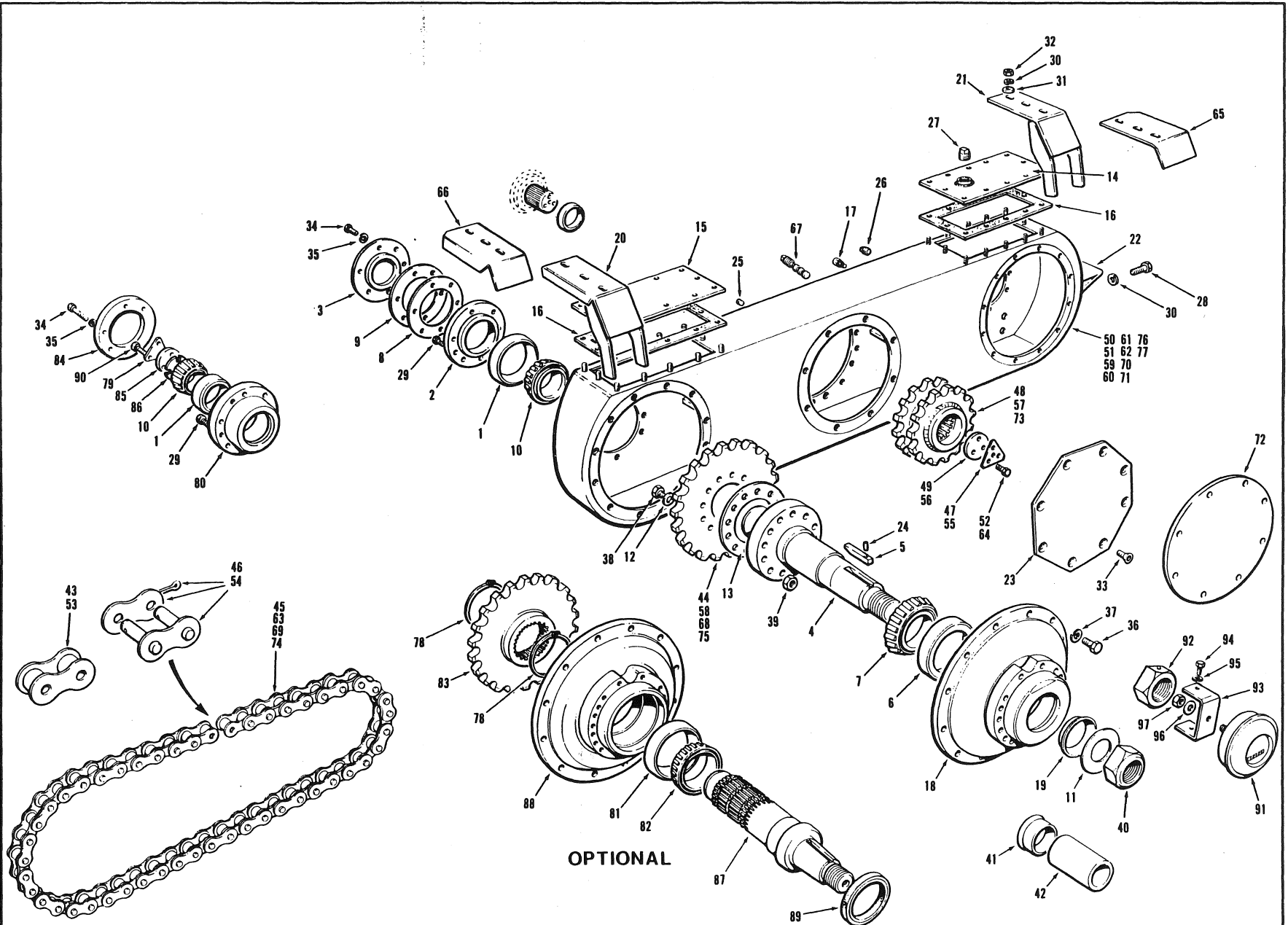
700 SERIES
SERIE 700

SECTION 7
PAGE 13

USE ONLY CHAMPION ROAD MACHINERY APPROVED PARTS

SECTION SECCION 7		PAGE PAGINA 14		ISSUE No. N° D'ÉMISSION N° DE EDICION 4		TANDEM ASSEMBLY				JANUARY 1987	
No. N° N°	PART No. N° DE PIÈCE N° DE PIEZA	DESCRIPTION DÉSCRIPTION DESCRIPCION	No. REQ. N° REQ. N° REQ.	REMARKS REMARQUES NOTAS	No. N° N°	PART No. N° DE PIECE N° DE PIEZA	DESCRIPTION DÉSCRIPTION DESCRIPCION	No. REQ. N° REQ. N° REQ.	REMARKS REMARQUES NOTAS		
1	701A	BEARING CUP	4	SEE NOTE 1	50	10858-1	LINK	A.R.	MODEL 720 THRU 760		
2	7035	FLANGE	4		51	11230	CONNECTING LINK	A.R.			
3	7036	CAP	4		52	12653	TAB WASHER	2			
4	7037	STUB AXLE	4		53	17981	END CAP	2			
5	7039	KEY	4		54	*44566	DRIVE SPROCKET	2			
6	7042A	BEARING CUP	4		55	42084	SPROCKET - 25 TOOTH	4			
7	7042B	BEARING CONE	4		56	42118	CHAIN - C/W CONNECTING LINK	4			
8	7044B	SHIM - .020" THICK	A.R.		57	*44290	TANDEM CASE - R.H.	1			
9	7044C	SHIM - .010" THICK	A.R.		58	*44291	TANDEM CASE - L.H.	1			
10	7060	BEARING CONE	4		59	50A-1014	BOLT	6			
11	7774	WASHER	4		<u>HEAVY DUTY STUB AXLE INSTALLATION</u>						
12	18910	BRAKE LINE SHIELD - R.H. REAR, L.H. FRONT	2		60	19C-450	SNAP RING	8		OPTIONAL ON MODELS 740 & 760	
13	18911	BRAKE LINE SHIELD - L.H. REAR, R.H. FRONT	2		61	16789	TAB WASHER	4			
14	27449	MAGNETIC PLUG	4		62	16792	BEARING FLANGE	4			
15	40005	COVER PLATE - REAR	2		63	32043	BEARING CUP	4			
16	40006	COVER PLATE - FRONT	2		64	32044	BEARING CONE	4			
17	40007	GASKET	4		65	40026	BEARING CAP	4			
18	40296	VENT PLUG	2		66	40029	BEARING RETAINER	4			
19	42600	HOUSING	4		67	40030	SHIM - .005" THICK	A.R.			
20	42602	OIL SEAL	4			40031	SHIM - .007" THICK	A.R.			
21	*44360	COVER PLATE	2			40032	SHIM - .020" THICK	A.R.			
22	13J-0816	PIN	2		68	42489	STUB AXLE - HEAVY	1			
23	115D-02	PLUG	2		69	42509	HOUSING	4			
24	115E-12	PLUG	4		70	42565	SPROCKET - 25 TOOTH	4			
25	115E-24	PLUG	2		71	42569	SEAL	4			
26	50D-0608	CAPSCREW	8	72	50A-1012	BOLT	12				
27	14A-06	LOCKWASHER	48	<u>ODOMETER INSTALLATION</u>							
28	14C-06	FLATWASHER	12	<u>OPTIONAL</u>							
29	30A-06	NUT	48	73	10510	ODOMETER - 13:00 X 24 TIRES	1	MILES			
30	*50F-0808	CAPSCREW	16			10511	ODOMETER - 14:00 X 24 TIRES		1		
31	50A-0820	BOLT	24			10512	ODOMETER - 16:00 X 24 OR 18:4 X 26 TIRES		1		
32	14A-08	LOCKWASHER	24			10973	ODOMETER - 17:5 X 25 TIRES		1		
33	50A-1014	BOLT	48			11919	ODOMETER - 13:00 X 24 TIRES		1		
34	14A-10	LOCKWASHER	48			11920	ODOMETER - 14:00 X 24 TIRES		1		
35	50A-1228	BOLT	48			11921	ODOMETER - 16:00 X 24 OR 18:4 X 26 TIRES		1		
36	36N-12	NUT	48			11922	ODOMETER - 17:5 X 25 TIRES		1		
37	37D-36	LOCKNUT	4			74	24902		SPECIAL NUT	1	
						75	24903		BRACKET	1	
	<u>NOTE 1:</u>	STUB AXLE KIT (TO BE USED WHEN OIL SEAL HAS WORN A GROOVE IN STUB AXLE)		76	51A-0606	BOLT	2	SECTION 7 PAGES 7, 9 & 11			
38	17666	CONSISTS OF:	1	77	14A-06	LOCKWASHER	2				
39	17667	REPAIR SLEEVE	1	78	14C-08	FLATWASHER	1				
		INSTALLATION TOOL	1	79	37D-08	LOCKNUT - INCLUDED WITH ITEM 73	1				
40	27496	LINK	A.R.	80		FINAL DRIVE INSTALLATION	REF.				
41	29051	DRIVE SPROCKET	2								
42	29073	SPROCKET - 33 TOOTH	4								
43	29075	CHAIN - C/W CONNECTING LINK	4								
44	29095	CONNECTING LINK	A.R.								
45	36436	CAP	2								
46	36437	TAB WASHER	2								
47	40221	TANDEM CASE - L.H.	1		32338	SILICONE SEALANT - 304 mL TUBE	A.R.				
48	40222	TANDEM CASE - R.H.	1								
49	50A-0810	BOLT	6			CHAMPION ROAD MACHINERY RECOMMENDS THE USE OF SILICONE SEALANT IN PLACE OF GASKETS.					

CHAMPION ROAD MACHINERY



EFFECTIVE SERIAL NUMBERS) MODELS 710 & 710A: 19482 & UP
 NUMEROS) DE SERIE EFFECTIFS) MODELS 720 & 720A: 19429 & UP
 NUMEROS) DE SERIE EFECTIVOS) MODELS 730 & 730A: 19425 & UP
 MODELS 740 & 740A: 17723 & UP

700 SERIES
 SERIE 700

SECTION 7
 PAGINA 13

ISSUE No. 5 REVISION A
 N° D'ÉMISSION
 N° DE EDICION

TANDEM ASSEMBLY - DRUM BRAKES - MODELS 710 THRU 740A

APRIL 1989

END LIST OF PARTS - TURN THIS PAGE

POUR LA LISTE DES PIÈCES - VOIR AU VERSO

PARA LA LISTA DE LAS PIEZAS - VER AL VERSO

USE ONLY CHAMPION ROAD MACHINERY APPROVED PARTS

SECTION SECCION	7	PAGE PAGINA	14	ISSUE No. N° D'ÉMISSION N° DE EDICION	5 REVISION A	TANDEM ASSEMBLY - DRUM BRAKES - MODELS 710 THRU 740A			APRIL 1989
No. N° N°	PART No. N° DE PIÈCE N° DE PIEZA	DESCRIPTION DÉSCRIPTION DESCRIPCION	No. REQ. N° REQ. N° REQ.	REMARKS REMARQUES NOTAS	No. N° N°	PART No. N° DE PIECE N° DE PIEZA	DESCRIPTION DÉSCRIPTION DESCRIPCION	No. REQ. N° REQ. N° REQ.	REMARKS REMARQUES NOTAS
1	701A	BEARING	4		53	*53494	LINK	A.R.	
2	7035	FLANGE	4		54	*53493	CONNECTING LINK	A.R.	
3	7036	CAP	4		55	36437	TAB WASHER	2	
4	7037	STUB AXLE	4	SEE NOTE 1	56	37228	END CAP	2	
5	7039	KEY	4		57	37588	DRIVE SPROCKET	2	MODELS 720 THRU 730A
6	7042A	BEARING CUP	4		58	37642	SPROCKET - 25 TOOTH	2	
7	7042B	BEARING CONE	4		59	37955	TANDEM CASE - R.H. - MODELS 720/720A	1	
8	7044B	SHIM - .020" THICK	A.R.		60	37956	TANDEM CASE - L.H. - MODELS 720/720A	1	
9	7044C	SHIM - .010" THICK	A.R.		61	37957	TANDEM CASE - R.H. - MODELS 730/730A	1	
10	7060	BEARING CONE	4		62	37958	TANDEM CASE - L.H. - MODELS 730/730A	1	
11	7774	WASHER	4		63	40010	CHAIN - C/W CONNECTING LINK	2	
12	37959	WASHER	80		64	50A-1014	BOLT	6	
13	38055	SPACER	2		65	*18910	BRAKE LINE SHIELD - R.H. REAR, L.H. FRONT	2	
14	40005	COVER PLATE - REAR	2		66	*18911	BRAKE LINE SHIELD - L.H. REAR, R.H. FRONT	2	
15	40006	COVER PLATE - FRONT	2		67	*27449	PLUG	2	
16	40007	GASKET	4		68	*42084	SPROCKET	4	MODELS 740/740A
17	40296	VENT PLUG	2		69	*42118	CHAIN	2	
18	42600	HOUSING	4		70	*44290	TANDEM CASE - R.H.	1	
19	42602	OIL SEAL	4		71	*44291	TANDEM CASE - L.H.	1	
20	42982	BRAKE LINE SHIELD - R.H. REAR, L.H. FRONT	2		72	*44360	COVER PLATE	2	
21	42983	BRAKE LINE SHIELD - L.H. REAR, R.H. FRONT	2		73	*44566	DRIVE SPROCKET	2	
22	45511	STEP	2		74	*24282	CHAIN	4	
23	48394	COVER PLATE	2		75	*40013	SPROCKET	4	740 LONG TANDEM
24	13J-0816	PIN	4		76	*44303	TANDEM R.H.	1	
25	115D-02	PLUG	2		77	*44304	TANDEM L.H.	1	
26	115E-12	PLUG	4				HEAVY DUTY AXLE INSTALLATION		
27	115E-24	PLUG	2		78	19C-450	SNAP RING	8	
28	50A-0608	BOLT	4		79	16789	TAB WASHER	4	
29	50D-0608	CAPSCREW	8		80	16792	BEARING FLANGE	4	
30	14A-06	LOCKWASHER	48		81	32043	BEARING CUP	4	
31	14C-06	FLATWASHER	12		82	32044	BEARING CONE	4	
32	30A-06	NUT	48		83	*42565	SPROCKET - 25 TOOTH	4	
33	50F-0808	CAPSCREW	16		84	40026	BEARING CAP	4	OPTIONAL 740/740A
34	50A-0820	CAPSCREW	16		85	40029	BEARING RETAINER	4	
35	14A-08	LOCKWASHER	48			40030	SHIM - .005" THICK	A.R.	
36	50A-1014	BOLT	48			40031	SHIM - .007" THICK	A.R.	
37	14A-10	LOCKWASHER	48		86	40032	SHIM - .020" THICK	A.R.	
38	50A-1228	BOLT	48		87	42489	STUB AXLE - HEAVY	1	
39	36N-12	NUT	48		88	42509	HOUSING	4	
40	37D-36	LOCKNUT	4		89	42569	SEAL	4	
	NOTE 1:	STUB AXLE KIT (TO BE USED WHEN OIL SEAL HAS WORN A GROOVE IN STUB AXLE) CONSISTS OF:			90	50A-1012	BOLT	12	
41	17666	REPAIR SLEEVE	1			10510	ODOMETER INSTALLATION		
42	17667	INSTALLATION TOOL	1			10511	ODOMETER - 13:00 X 24 TIRES	1	MILES
43	27496	LINK	A.R.			10512	ODOMETER - 14:00 X 24 TIRES	1	
44	29073	SPROCKET - 33 TOOTH	4			10973	ODOMETER - 16:00 X 24 OR 18:4 X 26 TIRES	1	
45	29075	CHAIN - C/W CONNECTING LINK	4		91	11919	ODOMETER - 17:5 X 25 TIRES	1	KILOMETERS
46	29095	CONNECTING LINK	A.R.			11920	ODOMETER - 13:00 X 24 TIRES	1	
47	36437	TAB WASHER	2	MODELS 710/710A		11921	ODOMETER - 14:00 X 24 TIRES	1	
48	37586	DRIVE SPROCKET	2			11922	ODOMETER - 16:00 X 24 OR 18:4 X 26 TIRES	1	
49	37592	CAP	2		92	24902	ODOMETER - 17:00 X 25 TIRES	1	
50	45475	TANDEM CASE - L.H. - MODELS 710/710A	1		93	24903	SPECIAL NUT	1	
51	45476	TANDEM CASE - R.H. - MODELS 710/710A	1		94	50A-0606	BRACKET	1	
52	50A-0812	BOLT	6		95	14A-06	BOLT	2	
					96	14C-08	LOCKWASHER	2	
					97	37D-08	FLATWASHER	1	
						32338	LOCKNUT - INCLUDED WITH ITEM 91	1	
							SILICONE SEALANT - 304 mL TUBE	A.R.	
							CHAMPION ROAD MACHINERY RECOMMENDS THE USE OF SILICONE SEALANT IN PLACE OF GASKETS		

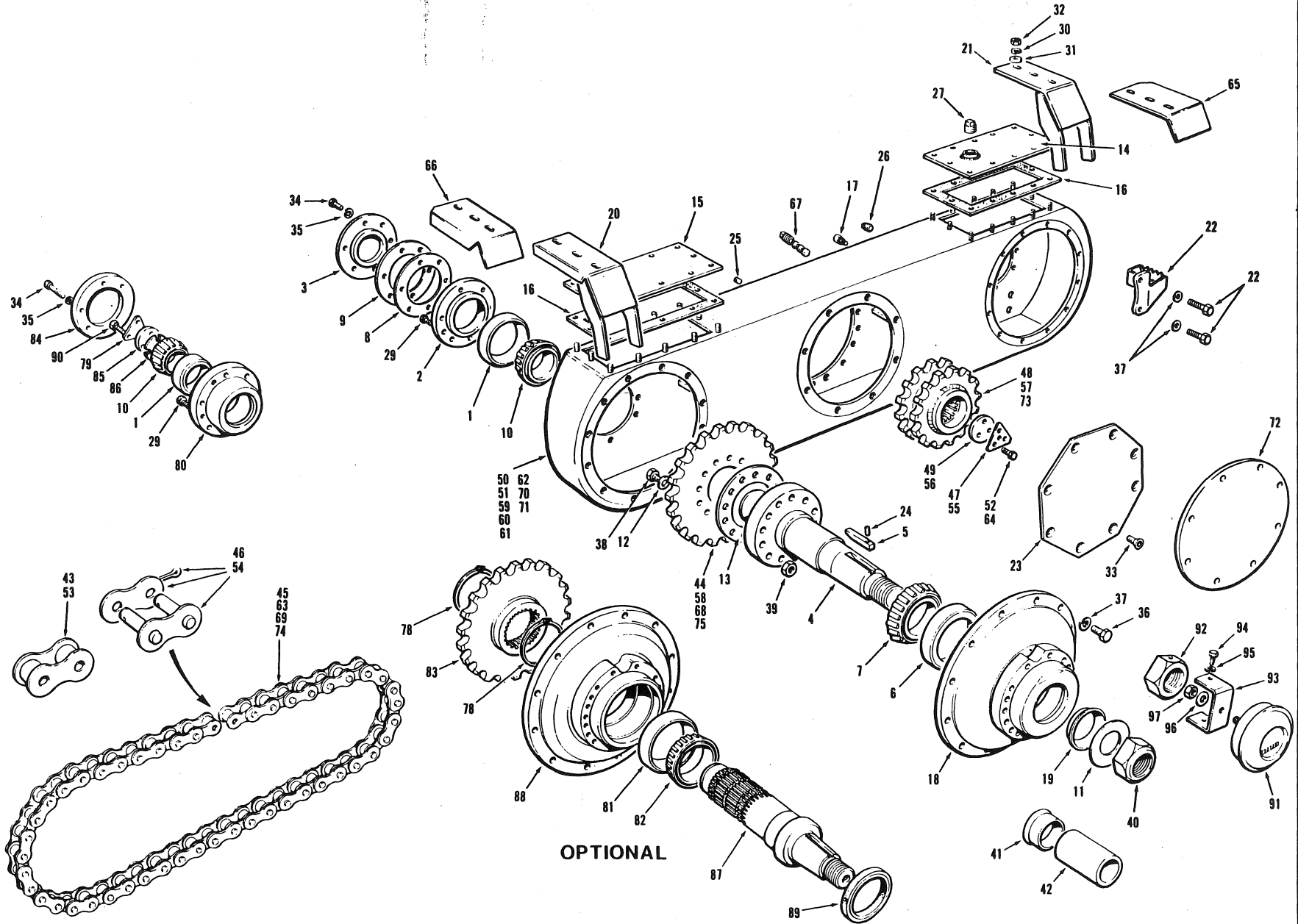
EFFECTIVE SERIAL NUMBERS)
NUMEROS) DE SERIE EFFECTIFS)
NUMEROS) DE SERIE EFECTIVOS)

20012 & UP

700 SERIES
SERIE 700

SECTION 7
SECCION 7
PAGE
PAGINA

13



OPTIONAL

ISSUE No.
N° D'ÉMISSION
N° DE EDICION 6

TANDEM ASSEMBLY - DRUM BRAKES - MODELS 710 THRU 740A

OCTOBER 1989

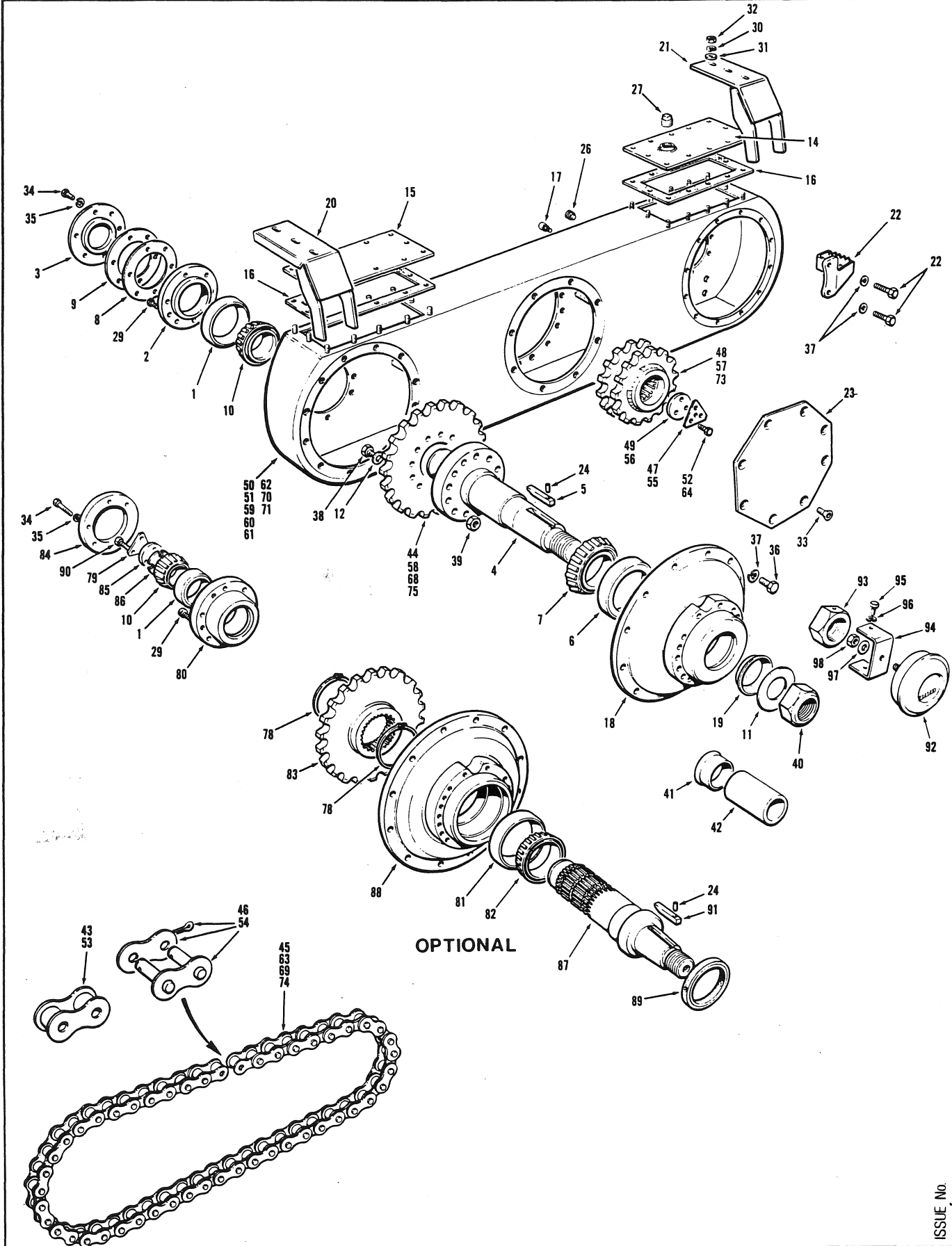
FOR LIST OF PARTS - TURN THIS PAGE

POUR LA LISTE DES PIÈCES - VOIR AU VERSO

PARA LA LISTA DE LAS PIEZAS - VER AL VERSO

USE ONLY CHAMPION APPROVED PARTS

SECTION SECCION		PAGE PAGINA		ISSUE No. N° D'ÉMISSION N° DE EDICION		TANDEM ASSEMBLY - DRUM BRAKES - MODELS 710 THRU 740A						OCTOBER 1989	
7		14		6									
No. N° N°	PART No. N° DE PIÉCE N° DE PIEZA	DESCRIPTION DESCRIPTION DESCRIPCION	No. REQ. N° REQ. N° REQ.	REMARKS REMARQUES NOTAS	No. N° N°	PART No. N° DE PIÉCE N° DE PIEZA	DESCRIPTION DESCRIPTION DESCRIPCION	No. REQ. N° REQ. N° REQ.	REMARKS REMARQUES NOTAS				
1	701A	BEARING	4		53	53494	LINK	A.R.					
2	7035	FLANGE	4		54	53493	CONNECTING LINK	A.R.					
3	7036	CAP	4		55	36437	TAB WASHER	2					
4	7037	STUB AXLE	4	SEE NOTE 1	56	*37592	END CAP	2					
5	7039	KEY	4		57	*54522	DRIVE SPROCKET	2	MODELS 720 THRU 730A				
6	7042A	BEARING CUP	4		58	37642	SPROCKET - 30 TOOTH	2					
7	7042B	BEARING CONE	4		59	37955	TANDEM CASE - R.H. - MODELS 720/720A	1					
8	7044B	SHIM - .020" THICK	A.R.		60	37956	TANDEM CASE - L.H. - MODELS 720/720A	1					
9	7044C	SHIM - .010" THICK	A.R.		61	37957	TANDEM CASE - R.H. - MODELS 730/730A	1					
10	7060	BEARING CONE	4		62	37958	TANDEM CASE - L.H. - MODELS 730/730A	1					
11	7774	WASHER	4		63	40010	CHAIN - C/W CONNECTING LINK	2					
12	37959	WASHER	80		64	50A-1014	BOLT	6					
13	38055	SPACER	2		65	18910	BRAKE LINE SHIELD - L.H. REAR, R.H. FRONT	2					
14	40005	COVER PLATE - REAR	2		66	18911	BRAKE LINE SHIELD - R.H. REAR, L.H. FRONT	2					
15	40006	COVER PLATE - FRONT	2		67	27449	PLUG	2					
16	40007	GASKET	4		68	42084	SPROCKET	4	MODELS 740/740A				
17	40296	VENT PLUG	2		69	42118	CHAIN - C/W CONNECTING LINK	2					
18	42600	HOUSING	4		70	44290	TANDEM CASE - R.H.	1					
19	42602	OIL SEAL	4		71	44291	TANDEM CASE - L.H.	1					
20	42982	BRAKE LINE SHIELD - R.H. REAR, L.H. FRONT	2		72	44360	COVER PLATE	2					
21	42983	BRAKE LINE SHIELD - L.H. REAR, R.H. FRONT	2		73	44566	DRIVE SPROCKET	2					
22	*53264	STEP L.H.	1		74	24282	CHAIN	4					
	*52365	STEP R.H.	1		75	40013	SPROCKET	4	740 LONG TANDEM				
	*50A-1018	BOLT	4		76	44303	TANDEM R.H.	1					
23	48394	COVER PLATE	2		77	44304	TANDEM L.H.	1					
24	13J-0816	PIN	4				HEAVY DUTY AXLE INSTALLATION						
25	115D-02	PLUG	2		78	19C-450	SNAP RING	8					
26	*877	PLUG	4		79	16789	TAB WASHER	4					
27	115E-24	PLUG	2		80	16792	BEARING FLANGE	4					
28	50A-0608	BOLT	4		81	32043	BEARING CUP	4					
29	50D-0608	CAPSCREW	8		82	32044	BEARING CONE	4					
30	14A-06	LOCKWASHER	48		83	42565	SPROCKET - 25 TOOTH	4					
31	14C-06	FLATWASHER	12		84	40026	BEARING CAP	4	OPTIONAL 740/740A				
32	30A-06	NUT	48		85	40029	BEARING RETAINER	4					
33	50F-0808	CAPSCREW	16			40030	SHIM - .005" THICK	A.R.					
34	50A-0820	CAPSCREW	16		86	40031	SHIM - .007" THICK	A.R.					
35	14A-08	LOCKWASHER	48			40032	SHIM - .020" THICK	A.R.					
36	50A-1014	BOLT	44		87	42489	STUB AXLE - HEAVY	1					
37	14A-10	LOCKWASHER	48		88	42509	HOUSING	4					
38	50A-1228	BOLT	48		89	42569	SEAL	4					
39	36N-12	NUT	48		90	50A-1012	BOLT	12					
40	37D-36	LOCKNUT	4				ODOMETER INSTALLATION						
	NOTE 1:	STUB AXLE KIT (TO BE USED WHEN OIL SEAL HAS WORN A GROOVE IN STUB AXLE) CONSISTS OF:					ODOMETER - 13:00 X 24 TIRES	1					
41	17666	REPAIR SLEEVE	1			10510	ODOMETER - 14:00 X 24 TIRES	1	MILES				
42	17667	INSTALLATION TOOL	1			10511	ODOMETER - 16:00 X 24 OR 18:4 X 26 TIRES	1					
						10512	ODOMETER - 17:5 X 25 TIRES	1					
43	27496	LINK	A.R.		91	11919	ODOMETER - 13:00 X 24 TIRES	1					
44	29073	SPROCKET - 33 TOOTH	4			11920	ODOMETER - 14:00 X 24 TIRES	1					
45	29075	CHAIN - C/W CONNECTING LINK	4			11921	ODOMETER - 16:00 X 24 OR 18:4 X 26 TIRES	1	KILOMETERS				
46	29095	CONNECTING LINK	A.R.			11922	ODOMETER - 17:00 X 25 TIRES	1					
47	36437	TAB WASHER	2	MODELS 710/710A	92	24902	SPECIAL NUT	1					
48	37586	DRIVE SPROCKET	2		93	24903	BRACKET	1					
49	37592	END CAP	2		94	50A-0606	BOLT	2					
50	45475	TANDEM CASE - L.H.	1		95	14A-06	LOCKWASHER	2					
51	45476	TANDEM CASE - R.H.	1		96	14C-08	FLATWASHER	1					
52	50A-0812	BOLT	6		97	37D-08	LOCKNUT - INCLUDED WITH ITEM 91	1					
						32338	SILICONE SEALANT - 304 mL TUBE	A.R.					
							CHAMPION ROAD MACHINERY RECOMMENDS THE USE OF SILICONE SEALANT IN PLACE OF GASKETS						



OPTIONAL

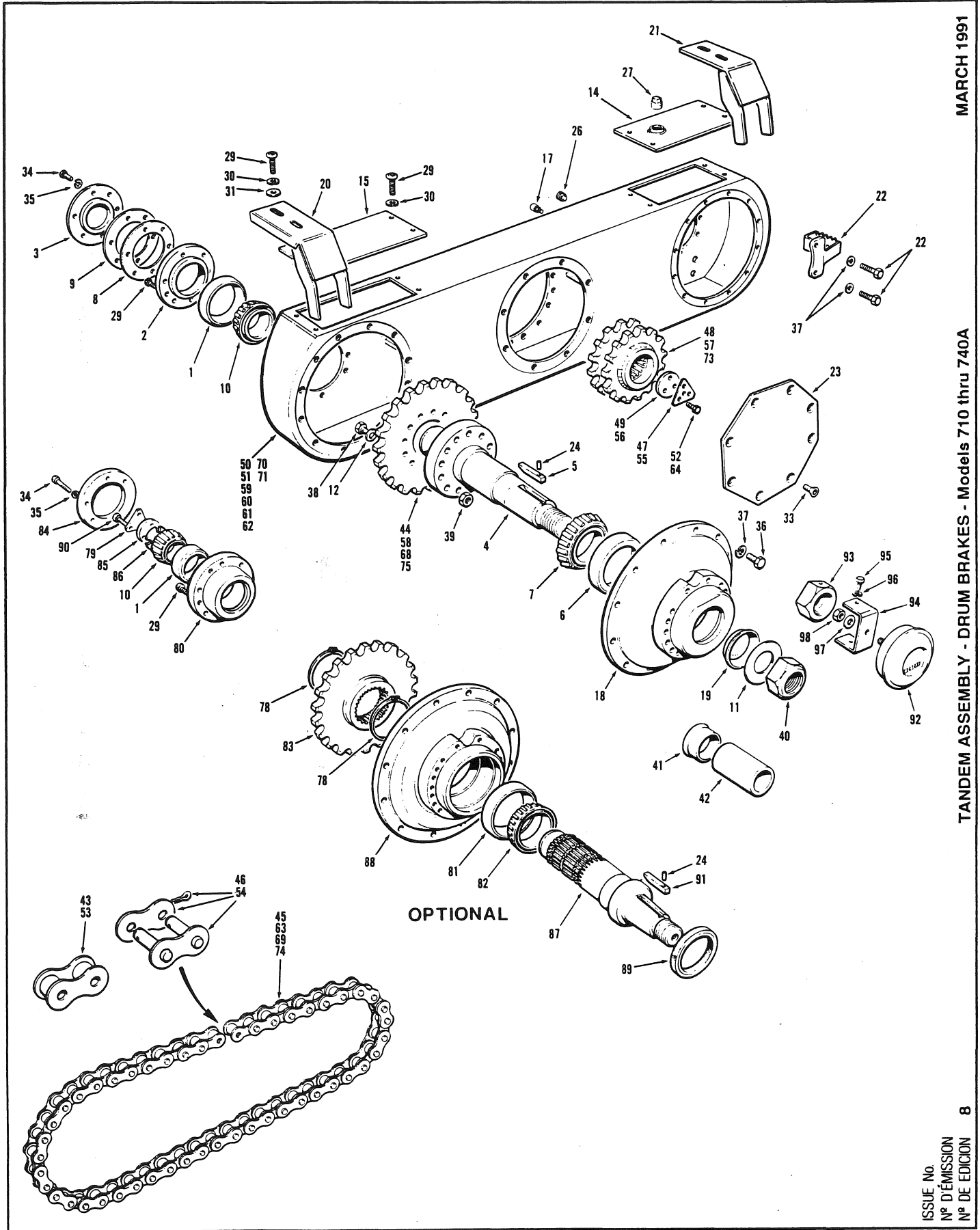
EFFECTIVE SERIAL NUMBER(S)
NUMERO(S) DE SÉRIE EFFECTIF(S)
NUMERO(S) DE SERIE EFECTIVO(S)

20719 & UP
EXCLUDING 20731

700 SERIES
SERIE 700

SECTION 7 PAGE 13
SECCION 7 PAGINA 13

SECTION 7		PAGE 14		ISSUE No. 7 REVISION A		TANDEM ASSEMBLY - DRUM BRAKES - Models 710 thru 740A			AUGUST 1990	
No. N° N°	PART No. N° DE PIÈCE N° DE PIEZA	DESCRIPTION DESCRIPTION DESCRIPCION	No. REQ. N° REQ. N° REQ.	REMARKS REMARQUES NOTAS	No. N° N°	PART No. N° DE PIECE N° DE PIEZA	DESCRIPTION DESCRIPTION DESCRIPCION	No. REQ. N° REQ. N° REQ.	REMARKS REMARQUES NOTAS	
1	701A	BEARING	4		53	53494	LINK	1		
2	7035	FLANGE	4		54	53493	CONNECTING LINK	1		
3	7036	CAP	4		55	36437	TAB WASHER	2		
4	55355	STUB AXLE	4	SEE NOTE 1	56	37592	END CAP	2		
5	7039	KEY	4		57	55354	DRIVE SPROCKET	2	MODELS 720	
6	7042A	BEARING CUP	4		58	37642	SPROCKET - 30 TOOTH	2	THRU 730A	
7	7042B	BEARING CONE	4		59	37955	TANDEM CASE - R.H. - MODELS 720/720A	1		
8	*56971	SHIM - .020" THICK	1 to 5		60	37956	TANDEM CASE - L.H. - MODELS 720/720A	1		
9	*56970	SHIM - .070" THICK	1 to 4		61	37957	TANDEM CASE - R.H. - MODELS 730/730A	1		
	*56969	SHIM - .005" THICK	1 to 4		62	37958	TANDEM CASE - L.H. - MODELS 730/730A	1		
10	7060	BEARING CONE	4		63	40010	CHAIN - C/W CONNECTING LINK	2		
11	7774	WASHER	4		64	50A-1014	BOLT	6		
12	37959	WASHER	80		68	37642	SPROCKET	4	MODELS	
14	40005	COVER PLATE - REAR	2		69	24282	CHAIN - C/W CONNECTING LINK	2	740/740A	
15	40006	COVER PLATE - FRONT	2		70	56462	TANDEM CASE - R.H.	1		
16	40007	GASKET	4		71	56463	TANDEM CASE - L.H.	1		
17	40296	VENT PLUG	2		73	56007	DRIVE SPROCKET	2		
18	42600	HOUSING	4		74	56483	CHAIN	4		
19	42602	OIL SEAL	4		75	37983	SPROCKET	4	740 LONG	
20	42982	BRAKE LINE SHIELD - R.H. REAR, L.H. FRONT	2		76	56464	TANDEM R.H.	1	TANDEM	
21	42983	BRAKE LINE SHIELD - L.H. REAR, R.H. FRONT	2		77	*56465	TANDEM L.H.	1		
22	53264	STEP L.H.	1				HEAVY DUTY AXLE INSTALLATION			
	*53265	STEP R.H.	1		78	19C-450	SNAP RING	8		
	50A-1018	BOLT	4		79	16789	TAB WASHER	4		
23	48394	COVER PLATE	2		80	16792	BEARING FLANGE	4		
24	13J-0818	PIN	4		81	32043	BEARING CUP	4		
26	877	PLUG	6		82	32044	BEARING CONE	4		
27	115E-24	PLUG	2		83	37983	SPROCKET - 30 TOOTH	4		
28	50A-0608	BOLT	4		84	40026	BEARING CAP	4	OPTIONAL	
29	50D-0608	CAPSCREW	8		85	40029	BEARING RETAINER	4	740/740A	
30	14A-06	LOCKWASHER	48			40030	SHIM - .005" THICK	1		
31	14C-06	FLATWASHER	12		86	40031	SHIM - .007" THICK	1		
32	30A-06	NUT	48			40032	SHIM - .020" THICK	1		
33	50F-0808	CAPSCREW	16		87	55356	STUB AXLE - HEAVY	1		
34	50A-0820	CAPSCREW	16		88	42509	HOUSING	4		
35	14A-08	LOCKWASHER	48		89	42569	SEAL	4		
36	50A-1014	BOLT	44		90	50A-1012	BOLT	12		
37	14A-10	LOCKWASHER	48		91	56691	KEY	4		
38	50A-1230	BOLT	48				ODOMETER INSTALLATION			
39	36N-12	NUT	48			10510	ODOMETER - 13:00 X 24 TIRES	1		
40	37D-36	LOCKNUT	4			10511	ODOMETER - 14:00 X 24 TIRES	1	MILES	
	NOTE 1:	STUB AXLE KIT (TO BE USED WHEN OIL SEAL HAS WORN A GROOVE IN STUB AXLE) CONSISTS OF:				10512	ODOMETER - 16:00 X 24 OR 18:4 X 26 TIRES	1		
41	17666	REPAIR SLEEVE	1			10973	ODOMETER - 17:5 X 25 TIRES	1		
42	17667	INSTALLATION TOOL	1		92	11919	ODOMETER - 13:00 X 24 TIRES	1		
						11920	ODOMETER - 14:00 X 24 TIRES	1		
43	27496	LINK	1			11921	ODOMETER - 16:00 X 24 OR 18:4 X 26 TIRES	1	KILOMETERS	
44	29073	SPROCKET - 33 TOOTH	4			11922	ODOMETER - 17:00 X 25 TIRES	1		
45	29075	CHAIN - C/W CONNECTING LINK	4		93	24902	SPECIAL NUT	1		
46	29095	CONNECTING LINK	1		94	24903	BRACKET	1		
47	36437	TAB WASHER	2		95	50A-0606	BOLT	2		
48	55352	DRIVE SPROCKET	2	MODELS 710/710A	96	14A-06	LOCKWASHER	2		
49	37592	END CAP	2		97	14C-08	FLATWASHER	1		
50	45475	TANDEM CASE - L.H.	1		98	37D-08	LOCKNUT - INCLUDED WITH ITEM 92	1		
51	45474	TANDEM CASE - R.H.	1			32338	SILICONE SEALANT - 304 mL TUBE	A.R.		
52	50A-0812	BOLT	6				CHAMPION ROAD MACHINERY RECOMMENDS THE USE OF SILICONE SEALANT IN PLACE OF GASKETS			



MARCH 1991

TANDEM ASSEMBLY - DRUM BRAKES - Models 710 thru 740A

PARA LA LISTA DE LAS PIEZAS - VER AL VERSO

POUR LA LISTE DES PIÈCES - VOIR AU VERSO

FOR LIST OF PARTS - TURN THIS PAGE

8

ISSUE No.
N° D'ÉMISSION
N° DE EDICION

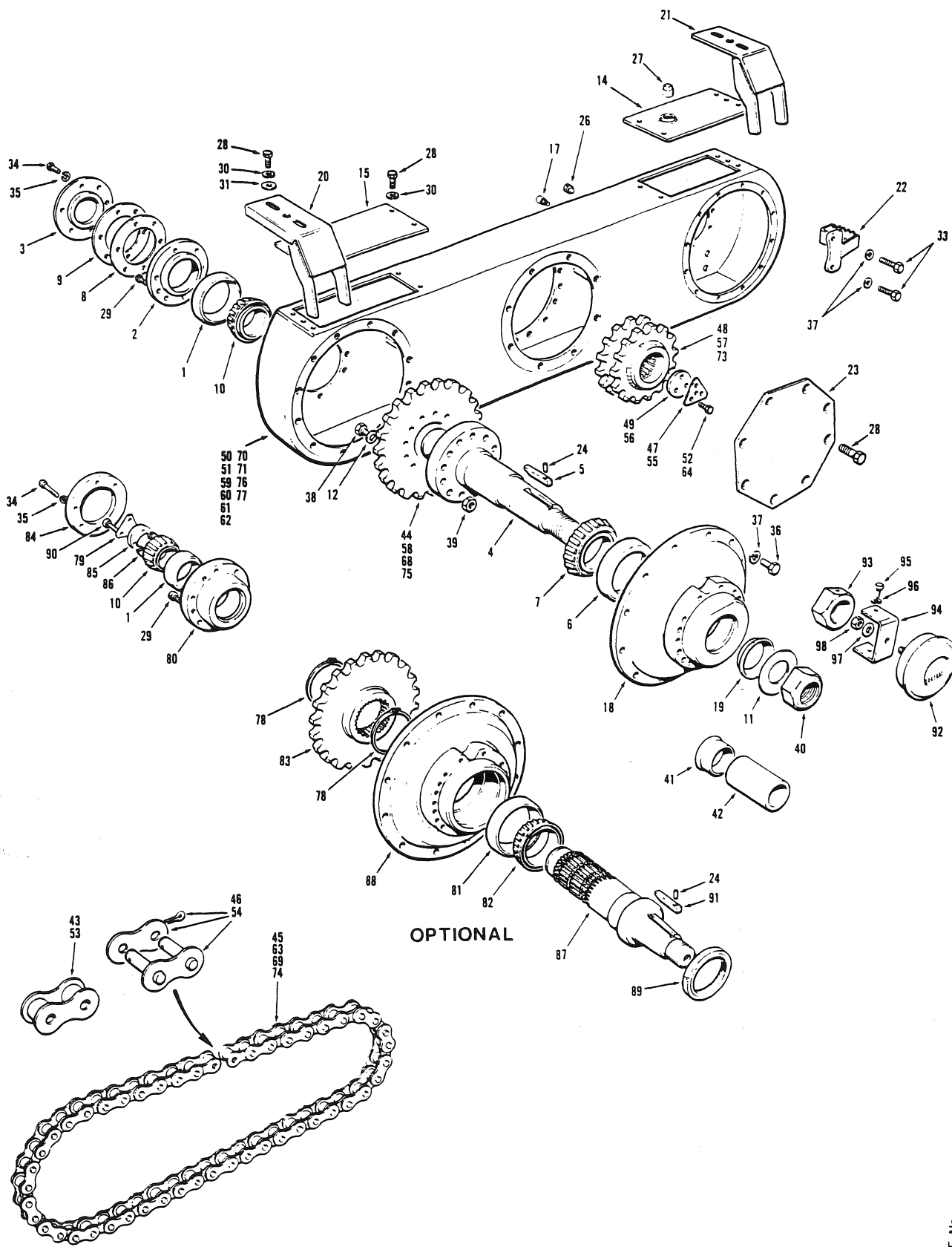
EFFECTIVE SERIAL NUMBER(S) 21254 & UP
 NUMERO(S) DE SÉRIE EFFECTIFS
 NUMERO(S) DE SERIE EFECTIVO(S)

700 SERIES
SERIE 700

SECTION 7 PAGE 13
 SECCION 7 PAGINA 13

SECTION SECCION		PAGE PAGINA		ISSUE No. N° D'ÉMISSION N° DE EDICION		TANDEM ASSEMBLY - DRUM BRAKES - Models 710 thru.740A				MARCH 1991	
No. N° N°	PART No. N° DE PIÈCE N° DE PIEZA	DESCRIPTION DESCRIPTION DESCRIPCION	No. REQ. N° REQ. N° REQ.	REMARKS REMARQUES NOTAS	No. N° N°	PART No. N° DE PIÈCE N° DE PIEZA	DESCRIPTION DESCRIPTION DESCRIPCION	No. REQ. N° REQ. N° REQ.	REMARKS REMARQUES NOTAS		
1	701A	BEARING	4		53	53494	LINK	1			
2	7035	FLANGE	4		54	53493	CONNECTING LINK	1			
3	7036	CAP	4		55	36437	TAB WASHER	2			
4	55355	STUB AXLE	4	SEE NOTE 1	56	37592	END CAP	2			
5	7039	KEY	4		57	55354	DRIVE SPROCKET	2			
6	7042A	BEARING CUP	4		58	37642	SPROCKET - 30 TOOTH	2	720 thru 730A		
7	7042B	BEARING CONE	4		59	*58209	TANDEM CASE - R.H. - MODELS 720/720A	1			
8	*56971	SHIM - .020" THICK	1 to 5		60	*58208	TANDEM CASE - L.H. - MODELS 720/720A	1			
9	*56970	SHIM - .070" THICK	1 to 4		61	*58211	TANDEM CASE - R.H. - MODELS 730/730A	1			
	*56969	SHIM - .005" THICK	1 to 4		62	*58210	TANDEM CASE - L.H. - MODELS 730/730A	1			
10	7060	BEARING CONE	4		63	40010	CHAIN - C/W CONNECTING LINK	2			
11	7774	WASHER	4		64	50A-1014	BOLT	6			
12	37959	WASHER	80		68	37642	SPROCKET	4			
14	*58145	COVER PLATE - REAR	2		69	24282	CHAIN - C/W CONNECTING LINK	2	740/740A		
15	*58146	COVER PLATE - FRONT	2		70	*58131	TANDEM CASE - R.H.	1			
17	*3689	VENT PLUG	2		71	*58130	TANDEM CASE - L.H.	1			
18	42600	HOUSING	4		73	56007	DRIVE SPROCKET	2			
19	42602	OIL SEAL	4		74	56483	CHAIN	4			
20	*58140	BRAKE LINE SHIELD - R.H. REAR, L.H. FRONT	2		75	37983	SPROCKET	4	740 LONG TANDEM		
21	*58141	BRAKE LINE SHIELD - L.H. REAR, R.H. FRONT	2		76	*58212	TANDEM R.H.	1			
22	*58415	STEP	2		77	*58213	TANDEM L.H.	1			
	50A-1018	BOLT	4				HEAVY DUTY AXLE INSTALLATION				
23	*58154	COVER PLATE	2		78	19C-450	SNAP RING	8			
24	13J-0816	PIN	4		79	16789	TAB WASHER	4			
26	877	PLUG	6		80	16792	BEARING FLANGE	4			
27	115E-24	PLUG	2		81	32043	BEARING CUP	4			
28	50A-0608	BOLT	4		82	32044	BEARING CONE	4			
29	*50F-0610	CAPSCREW	8		83	37983	SPROCKET - 30 TOOTH	4			
30	14A-06	LOCKWASHER	48		84	40026	BEARING CAP	4	OPTIONAL		
31	14C-06	FLATWASHER	12		85	40029	BEARING RETAINER	4	740/740A		
33	*50F-0612	CAPSCREW	16			40030	SHIM - .005" THICK	1			
34	50A-0820	CAPSCREW	16		86	40031	SHIM - .007" THICK	1			
35	14A-08	LOCKWASHER	48			40032	SHIM - .020" THICK	1			
36	50A-1014	BOLT	44		87	55356	STUB AXLE - HEAVY	1			
37	14A-10	LOCKWASHER	48		88	42509	HOUSING	4			
38	50A-1230	BOLT	48		89	42569	SEAL	4			
39	36N-12	NUT	48		90	50A-1012	BOLT	12			
40	37D-36	LOCKNUT	4		91	56691	KEY	4			
	NOTE 1:	STUB AXLE KIT (TO BE USED WHEN OIL SEAL HAS WORN A GROOVE IN STUB AXLE) CONSISTS OF:					ODOMETER INSTALLATION				
41	17666	REPAIR SLEEVE	1			10510	ODOMETER - 13:00 X 24 TIRES	1			
42	17667	INSTALLATION TOOL	1			10511	ODOMETER - 14:00 X 24 TIRES	1	MILES		
						10512	ODOMETER - 16:00 X 24 OR 18:4 X 26 TIRES	1			
43	27496	LINK	1			10973	ODOMETER - 17:5 X 25 TIRES	1			
44	29073	SPROCKET - 33 TOOTH	4		92	11919	ODOMETER - 13:00 X 24 TIRES	1	KILOMETERS		
45	29075	CHAIN - C/W CONNECTING LINK	4			11920	ODOMETER - 14:00 X 24 TIRES	1			
46	29095	CONNECTING LINK	1			11921	ODOMETER - 16:00 X 24 OR 18:4 X 26 TIRES	1			
47	36437	TAB WASHER	2	710/710A		11922	ODOMETER - 17:00 X 25 TIRES	1			
48	55352	DRIVE SPROCKET	2		93	24902	SPECIAL NUT	1			
49	37592	END CAP	2		94	24903	BRACKET	1			
50	*58206	TANDEM CASE - L.H.	1		95	50A-0606	BOLT	2			
51	*58207	TANDEM CASE - R.H.	1		96	14A-06	LOCKWASHER	2			
52	50A-0812	BOLT	6		97	14C-08	FLATWASHER	1			
					98	37D-08	LOCKNUT - INCLUDED WITH ITEM 92	1			
						32338	SILICONE SEALANT - 304 mL TUBE	A.R.			
							CHAMPION ROAD MACHINERY RECOMMENDS THE USE OF SILICONE SEALANT IN PLACE OF GASKETS				

CHAMPION ROAD MACHINERY



EFFECTIVE SERIAL NUMBER(S) 21498 & UP
 NUMERO(S) DE SÉRIE EFFECTIF(S) EXCLUDING 21530
 NUMERO(S) DE SÉRIE EFECTIVO(S)

700 SERIES
SERIE 700

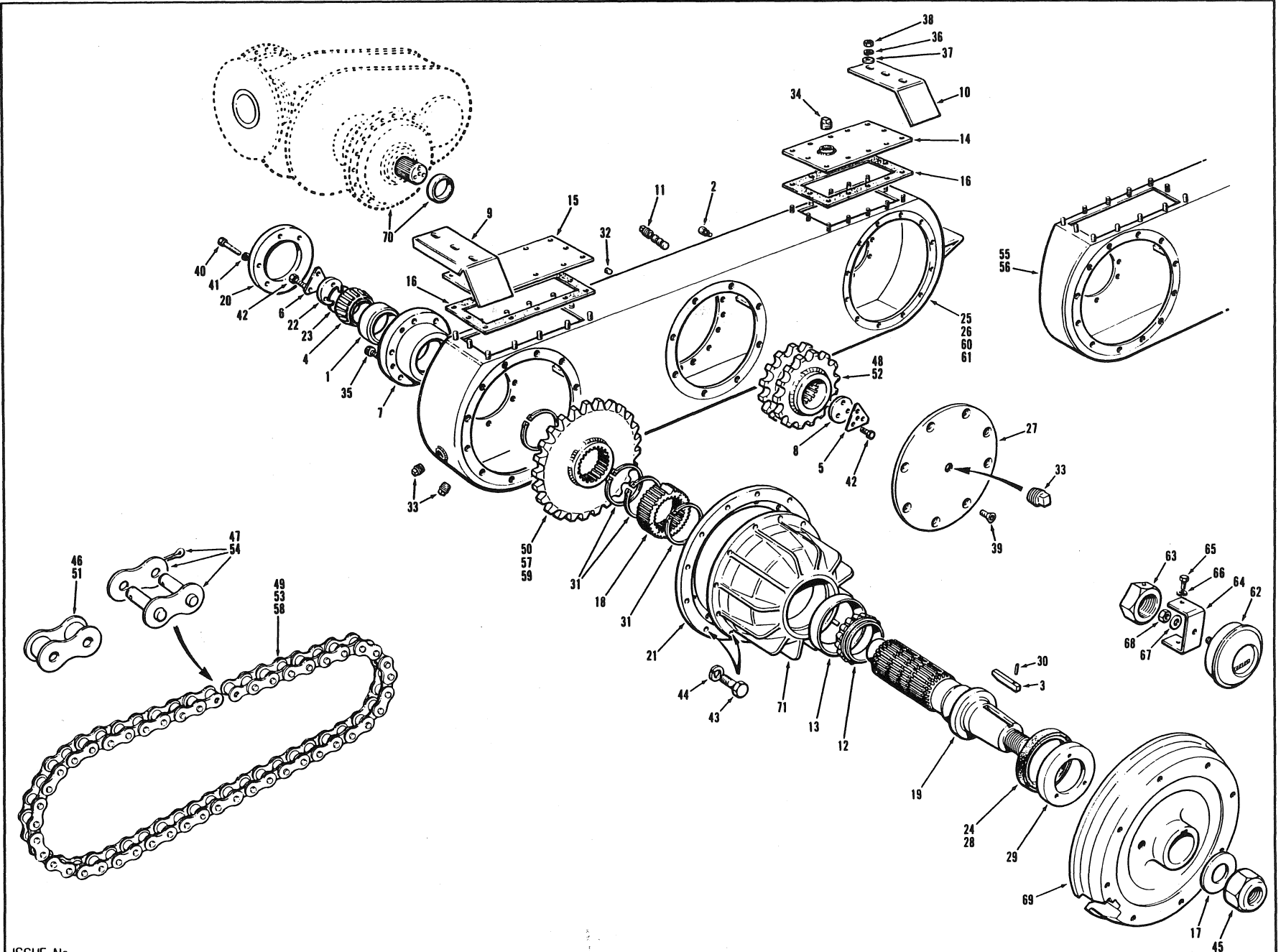
SECTION 7 **PAGE 13**
SECCION 7 **PAGINA 13**

SECTION 7		PAGE 14		ISSUE No. 9		TANDEM ASSEMBLY - DRUM BRAKES - Models 710 thru 740A				JUNE 1991	
No. N° N°	PART No. N° DE PIÈCE N° DE PIEZA	DESCRIPTION DÉSCRIPTION DESCRIPCION	No. REQ. N° REQ. N° REQ.	REMARKS REMARQUES NOTAS	No. N° N°	PART No. N° DE PIÈCE N° DE PIEZA	DESCRIPTION DÉSCRIPTION DESCRIPCION	No. REQ. N° REQ. N° REQ.	REMARKS REMARQUES NOTAS		
1	701A	BEARING	4	SEE NOTE 1	53	53484	LINK	1	720 thru 730A		
2	7035	FLANGE	4		54	53493	CONNECTING LINK	1			
3	7036	CAP	4		55	36437	TAB WASHER	2			
4	55355	STUB AXLE	4		56	37592	END CAP	2			
5	7039	KEY	4		57	55354	DRIVE SPROCKET	2			
6	7042A	BEARING CUP	4		58	37642	SPROCKET - 30 TOOTH	2			
7	7042B	BEARING CONE	4		59	*58914	TANDEM CASE - R.H. - MODELS 720/720A	1			
8	56971	SHIM - .020" THICK	1 to 5		60	*58913	TANDEM CASE - L.H. - MODELS 720/720A	1			
9	56970	SHIM - .070" THICK	1 to 4		61	*58916	TANDEM CASE - R.H. - MODELS 730/730A	1			
10	56969	SHIM - .005" THICK	1 to 4		62	*58915	TANDEM CASE - L.H. - MODELS 730/730A	1			
11	7060	BEARING CONE	4	63	40010	CHAIN - C/W CONNECTING LINK	2	740/740A			
12	7774	WASHER	4	64	50A-1014	BOLT	6				
13	37959	WASHER	80	68	37642	SPROCKET	4				
14	*58894	COVER PLATE - REAR	2	69	24282	CHAIN - C/W CONNECTING LINK	2				
15	*58895	COVER PLATE - FRONT	2	70	*58910	TANDEM CASE - R.H.	1				
16	3689	VENT PLUG	2	71	*58909	TANDEM CASE - L.H.	1				
17	42600	HOUSING	4	73	*56054	DRIVE SPROCKET	2				
18	42602	OIL SEAL	4	74	56483	CHAIN	4				
19	*58901	BRAKE LINE SHIELD - R.H. REAR & L.H. FRONT	4	75	37983	SPROCKET	4				
20	*58902	BRAKE LINE SHIELD - L.H. REAR & R.H. FRONT	2	76	*58917	TANDEM CASE R.H.	1				
21	58415	STEP	2	77	*58918	TANDEM CASE L.H.	1				
22	58154	COVER PLATE	2	HEAVY DUTY AXLE INSTALLATION							
23	13J-0816	PIN	4	78	19C-450	SNAP RING	8	OPTIONAL 740/740A			
24	877	PLUG	6	79	16789	TAB WASHER	4				
25	115E-24	PLUG	2	80	16792	BEARING FLANGE	4				
26	50A-0608	BOLT	4	81	32043	BEARING CUP	4				
27	*50D-0608	CAPSCREW	8	82	32044	BEARING CONE	4				
28	14A-06	LOCKWASHER	48	83	37983	SPROCKET - 30 TOOTH	4				
29	*14C-06Z1	FLATWASHER	12	84	40026	BEARING CAP	4				
30	50A-1018	BOLT	4	85	40029	BEARING RETAINER	4				
31	50A-0820	CAPSCREW	16	86	40030	SHIM - .005" THICK	1				
32	14A-08	LOCKWASHER	48		40031	SHIM - .007" THICK	1				
33	50A-1014	BOLT	44		40032	SHIM - .020" THICK	1				
34	14A-10	LOCKWASHER	48	87	55356	STUB AXLE - HEAVY	1	KILOMETERS			
35	50A-1230	BOLT	48	88	42509	HOUSING	4				
36	36N-12	NUT	48	89	42569	SEAL	4				
37	37D-36	LOCKNUT	4	90	50A-1012	BOLT	12				
38				91	56691	KEY	4				
39				ODOMETER INSTALLATION							
40	NOTE 1:	STUB AXLE KIT (TO BE USED WHEN OIL SEAL HAS WORN A GROOVE IN STUB AXLE) CONSISTS OF:		10510	ODOMETER - 13:00 X 24 TIRES	1	MILES				
41	17666	REPAIR SLEEVE	1	10511	ODOMETER - 14:00 X 24 TIRES	1					
42	17667	INSTALLATION TOOL	1	10512	ODOMETER - 16:00 X 24 OR 18:4 X 26 TIRES	1					
43	27496	LINK	1	10973	ODOMETER - 17:5 X 25 TIRES	1	KILOMETERS				
44	29073	SPROCKET - 33 TOOTH	4	11919	ODOMETER - 13:00 X 24 TIRES	1					
45	29075	CHAIN - C/W CONNECTING LINK	4	11920	ODOMETER - 14:00 X 24 TIRES	1					
46	29095	CONNECTING LINK	1	11921	ODOMETER - 16:00 X 24 OR 18:4 X 26 TIRES	1					
47	36437	TAB WASHER	2	11922	ODOMETER - 17:00 X 25 TIRES	1					
48	55352	DRIVE SPROCKET	2	83	24902	SPECIAL NUT		1			
49	37592	END CAP	2	94	24903	BRACKET		1			
50	*58911	TANDEM CASE - L.H.	1	95	50A-0606	BOLT		2			
51	*58912	TANDEM CASE - R.H.	1	96	14A-06	LOCKWASHER		2			
52	50A-0812	BOLT	6	97	14C-08	FLATWASHER		1			
				98	37D-08	LOCKNUT - INCLUDED WITH ITEM 92	1				
					32338	SILICONE SEALANT - 304 mL TUBE	A.R.				
						CHAMPION ROAD MACHINERY RECOMMENDS THE USE OF SILICONE SEALANT IN PLACE OF GASKETS					

EFFECTIVE SERIAL NUMBERS) 16277 TO 16799
 NUMEROS) DE SERIE EFFECTIFS)
 NUMEROS) DE SERIE EFFECTIVOS)
 U.S. 2273-2 TO 2418-2

700 SERIES
 SERIE 700

SECTION 7 PAGE 15
 SECCION 7 PAGINA 15



ISSUE No.
 N° D'ÉMISSION
 N° DE EDICION 1 REVISION E

TANDEM ASSEMBLY - C/W OIL DISC BRAKES

DECEMBER 1986

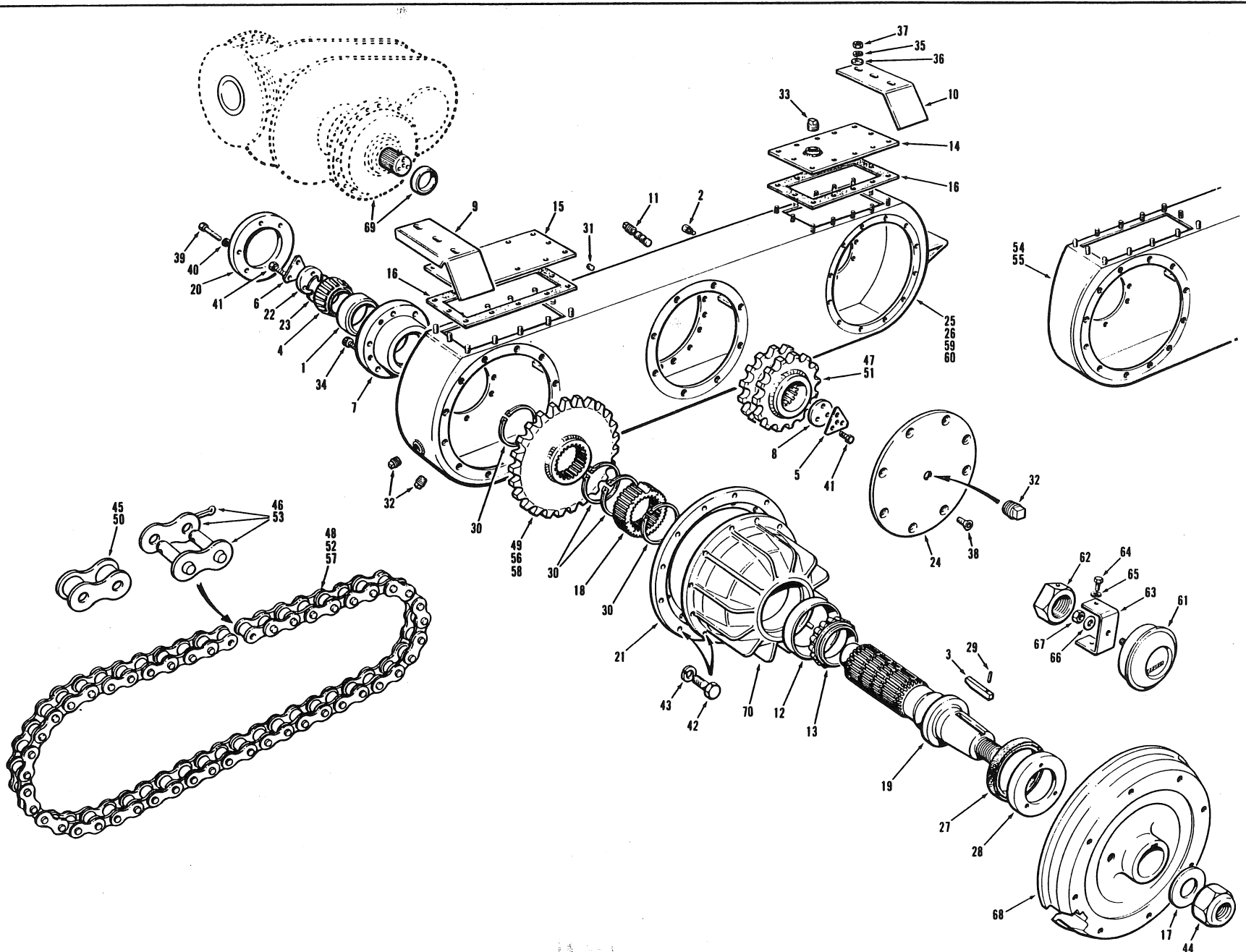
FOR LIST OF PARTS - TURN THIS PAGE

POUR LA LISTE DES PIÈCES - VOIR AU VÉRRO

DADA LA LISTA DE LAS PIEZAS - VEDA AL VEDRO

USE ONLY CHAMPION ROAD MACHINERY APPROVED PARTS

SECTION SECCION 7		PAGE PAGINA 16	ISSUE No. N° D'ÉMISSION N° DE EDICION	I REVISION E		TANDEM ASSEMBLY - C/W OIL DISC BRAKES			DECEMBER 1986	
No. N° N°	PART No. N° DE PIÉCE N° DE PIEZA	DESCRIPTION DÉSCRIPTION DESCRIPCION	No. REQ. N° REQ. N° REQ.	REMARKS REMARQUES NOTAS	No. N° N°	PART No. N° DE PIECE N° DE PIEZA	DESCRIPTION DÉSCRIPTION DESCRIPCION	No. REQ. N° REQ. N° REQ.	REMARKS REMARQUES NOTAS	
1	701A	BEARING CUP	4							
2	*3689	BREATHER	2							
3	7039	KEY	4							
4	7060	BEARING CONE	4		46	10858-1	LINK	A.R.		
5	12653	TAB WASHER	2		47	11230	CONNECTING LINK	A.R.	MODEL 720 THRU 760	
6	16789	TAB WASHER	4		48	33254	DRIVE SPROCKET - 25 TOOTH	4		
7	16792	FLANGE	4		49	40010	CHAIN C/W CONNECTING LINK	4		
8	17981	END CAP	2		50	*40013	SPROCKET - 29 TOOTH	4		
9	18910	BRAKE LINE SHIELD - R.H. REAR, L.H. FRONT	2		51	27496	LINK	A.R.		
10	18911	BRAKE LINE SHIELD - L.H. REAR, R.H. FRONT	2		52	29051	DRIVE SPROCKET - 11 TOOTH	2		
11	27449	MAGNETIC PLUG	4		53	29075	CHAIN C/W CONNECTING LINK	4	MODEL 710 & 710A	
12	32043	BEARING CONE	4		54	29095	CONNECTING LINK	A.R.		
13	32044	BEARING CUP	4		55	40221	TANDEM CASE - L.H.	1		
14	40005	COVER PLATE - REAR	2		56	40222	TANDEM CASE - R.H.	1		
15	40006	COVER PLATE - FRONT	2		57	42159	SPROCKET - 33 TOOTH	4		
16	40007	GASKET	4							
17	40017	WASHER	4							
18	40024	SLEEVE	4		58	24282	CHAIN C/W CONNECTING LINK	4	LONG TANDEM OPTIONAL	
19	40025	AXLE	4		59	40013	SPROCKET - 29 TOOTH	4		
20	40026	CAP	4		60	41483	TANDEM CASE - L.H.	1	740 & 760	
21	40028	ADAPTOR RING	4		61	41484	TANDEM CASE - R.H.	1		
22	40029	RETAINER	4							
23	40030	SHIM - .005"	A.R.						OPTIONAL	
	40031	SHIM - .007"	A.R.							
24	40032	SHIM - .020"	A.R.							
	40033	SEAL	4	UP TO SER. NO.16520						
25	40034	TANDEM CASE - R.H.	1		62	10510	ODOMETER - 13:00 X 24 TIRES	1	MILES	
26	40035	TANDEM CASE - L.H.	1			10511	ODOMETER - 14:00 X 24 TIRES	1		
27	40036	COVER PLATE	2			10512	ODOMETER - 16:00 X 24 OR 18:4 X 26 TIRES	1		
28	*42569	SEAL	4	16598 & UP AS REQ'D		10973	ODOMETER - 17:5 X 25 TIRES	1		
29	*43837	GUARD	4			11919	ODOMETER - 13:00 X 24 TIRES	1	KILOMETERS	
30	13J-0816	PIN	4			11920	ODOMETER - 14:00 X 24 TIRES	1		
31	19C-450	RETAINER RING	16			11921	ODOMETER - 16:00 X 24 OR 18:4 X 26 TIRES	1		
32	115D-02	PLUG	2			11922	ODOMETER - 17:5 X 25 TIRES	1		
33	115E-12	PLUG	6		63	24902	SPECIAL NUT	1		
34	115E-24	PLUG	2		64	24903	BRACKET	1		
35	50D-0610	CAPSCREW	8		65	51A-0606	BOLT	2		
36	14A-06	LOCKWASHER	48		66	14A-06	LOCKWASHER	2		
37	14C-06	FLATWASHER	12		67	14C-08	FLATWASHER	1		
38	30A-06	NUT	48		68	37D-08	LOCKNUT - INCLUDED WITH ITEM 62	1		
39	50E-0808	CAPSCREW	16		69		WHEELS, RIMS & TIRES	REF.	SECTION 7 PAGES 5/6	
40	50A-0820	BOLT	24		70		FINAL DRIVE INSTALLATION	REF.	SECTION 7 PGS. 7, 9, 11	
41	14A-08	LOCKWASHER	24		71		OIL DISC BRAKE ASSEMBLY	REF.	SECTION 9 PGS. 13/14	
42	50A-1012	BOLT	18							
43	50A-1014	BOLT	96							
44	14A-10	LOCKWASHER	96							
45	37D-36	LOCKNUT	4			*32338	SILICONE SEALANT - 304 mL TUBE CHAMPION ROAD MACHINERY RECOMMENDS THE USE OF SILICONE SEALANT IN PLACE OF GASKETS.	A.R.		



EFFECTIVE SERIAL NUMBERS) 16903 TO 17693
 NUMEROS) DE SERIE EFFECTIFS)
 NUMEROS) DE SERIE EFFECTIVOS)
 U.S. 2560-2 TO 2622-2

700 SERIES
 SERIE 700

SECTION 7 PAGE 15
 SECTION 7 PAGE 15

ISSUE No.
 N° D'ÉMISSION
 N° DE EDICION 2

TANDEM ASSEMBLY - C/W OIL DISC BRAKES

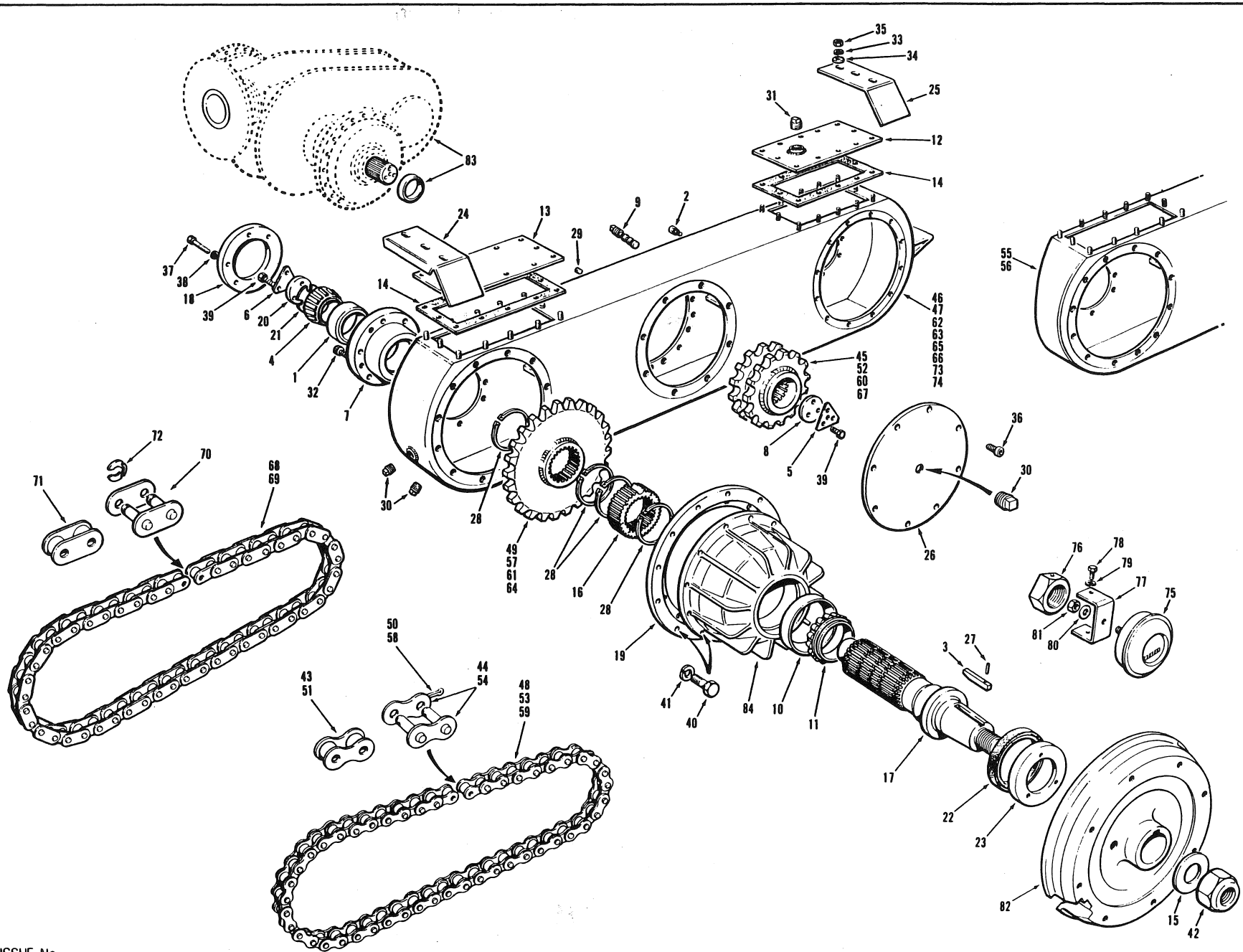
JANUARY 1987

FOR LIST OF PARTS - TURN THIS PAGE POUR LA LISTE DES PIÈCES - VOIR AU VERSO PARA LA LISTA DE LAS PIEZAS - VER AL VERSO

USE ONLY CHAMPION APPROVED PARTS

SECTION SECCION	7	PAGE PAGINA	16	ISSUE No. N° D'ÉMISSION N° DE EDICION	2	TANDEM ASSEMBLY - C/W OIL DISC BRAKES				JANUARY 1987
No. N° N°	PART No. N° DE PIÈCE N° DE PIEZA	DESCRIPTION DESCRIPTION DESCRIPCION	No. REQ. N° REQ. N° REQ.	REMARKS REMARQUES NOTAS	No. N° N°	PART No. N° DE PIECE N° DE PIEZA	DESCRIPTION DESCRIPTION DESCRIPCION	No. REQ. N° REQ. N° REQ.	REMARKS REMARQUES NOTAS	
1	701A	BEARING CUP	4				<u>CHAIN AND SPROCKETS</u>			
2	3689	BREATHER	2							
3	7039	KEY	4							
4	7060	BEARING CONE	4		45	10858-1	LINK	A.R.	MODEL 720 THRU 760	
5	12653	TAB WASHER	2		46	11230	CONNECTING LINK	A.R.		
6	16789	TAB WASHER	4		47	33254	DRIVE SPROCKET - 13 TOOTH	2		
7	16792	FLANGE	4		48	*42118	CHAIN C/W CONNECTING LINK	4		
8	17981	END CAP	4		49	*42565	SPROCKET - 25 TOOTH	4		
9	*44262	BRAKE LINE SHIELD - R.H. REAR, L.H. FRONT	2		50	27496	LINK	A.R.	MODEL 710 & 710A	
10	*44263	BRAKE LINE SHIELD - L.H. REAR, R.H. FRONT	2		51	29051	DRIVE SPROCKET - 11 TOOTH	2		
11	27449	MAGNETIC PLUG	4		52	29075	CHAIN C/W CONNECTING LINK	4		
12	32043	BEARING CUP	4		53	29095	CONNECTING LINK	A.R.		
13	32044	BEARING CONE	4		54	40221	TANDEM CASE - L.H.	1		
14	40005	COVER PLATE - REAR	2		55	40222	TANDEM CASE - R.H.	1	LONG TANDEM OPTIONAL 740 & 760	
15	40006	COVER PLATE - FRONT	2		56	42159	SPROCKET - 33 TOOTH	4		
16	40007	GASKET	4							
17	40017	WASHER	4		57	24282	CHAIN C/W CONNECTING LINK	4		
18	40024	SLEEVE	4		58	40013	SPROCKET - 29 TOOTH	4		
19	40025	AXLE	4		59	41483	TANDEM CASE - L.H.	1	OPTIONAL 740 & 760	
20	40026	CAP	4		60	41484	TANDEM CASE - R.H.	1		
21	40028	ADAPTOR RING	4							
22	40029	RETAINER	4							
23	40030	SHIM - .005"	A.R.							
	40031	SHIM - .007"	A.R.							
	40032	SHIM - .020"	A.R.							
	44246	SHIM - .040"	A.R.							
24	40036	COVER PLATE	2	MODEL 720 THRU 760	61	10510	ODOMETER - 13:00 X 24 TIRES	1	MILES	
25	*42112	TANDEM CASE - R.H.	1			61	10511	ODOMETER - 14:00 X 24 TIRES		1
26	*42113	TANDEM CASE - L.H.	1			61	10512	ODOMETER - 16:00 X 24 OR 18:4 X 26 TIRES		1
27	42569	SEAL	4			61	10973	ODOMETER - 17:5 X 25 TIRES		1
28	43837	GUARD	4			61	11919	ODOMETER - 13:00 X 24 TIRES		1
29	13J-0816	PIN	4		61	11920	ODOMETER - 14:00 X 24 TIRES	1	KILOMETERS	
30	19C-450	SNAP RING	16		61	11921	ODOMETER - 16:00 X 24 OR 18:4 X 26 TIRES	1		
31	115D-02	PLUG	2		61	11922	ODOMETER - 17:5 X 25 TIRES	1		
32	115E-12	PLUG	6		62	24902	SPECIAL NUT	1		
33	115E-24	PLUG	2		63	24903	BRACKET	1		
34	50D-0610	CAPSCREW	8		64	51A-0606	BOLT	2		
35	14A-06	LOCKWASHER	48		65	14A-06	LOCKWASHER	2		
36	14C-06	FLATWASHER	12		66	14C-08	FLATWASHER	1		
37	30A-06	NUT	48		67	37D-08	LOCKNUT - INCLUDED WITH ITEM 61	1		
38	50E-0808	CAPSCREW	16		68		WHEELS, RIMS & TIRES	REF.	SECTION 7 PAGES 5/6	
39	50A-0820	BOLT	24		69		FINAL DRIVE INSTALLATION	REF.	SECTION 7 PGS. 7, 9, 11	
40	14A-08	LOCKWASHER	24		70		OIL DISC BRAKE ASSEMBLY	REF.	SECTION 9 PGS. 13/14	
41	50A-1012	BOLT	18							
42	50A-1014	BOLT	96							
43	14A-10	LOCKWASHER	96							
44	37D-36	LOCKNUT	4							
						*32338	SILICONE SEALANT - 304 mL TUBE	A.R.		
							CHAMPION ROAD MACHINERY RECOMMENDS THE USE OF SILICONE SEALANT IN PLACE OF GASKETS.			

CHAMPION ROAD MACHINERY



EFFECTIVE SERIAL NUMBERS) 17739 & UP
 NUMEROS) DE SÉRIE EFFECTIFS)
 NUMEROS) DE SERIE EFFECTIVOS)

700 SERIES
 SERIE 700

SECTION 7
 SECCION 7
 PAGE 15
 PAGINA 15

ISSUE No.
 N° D'ÉMISSION
 N° DE EDICION 3 REVISION C

TANDEM ASSEMBLY - C/W OIL DISC BRAKES

AUGUST 1988

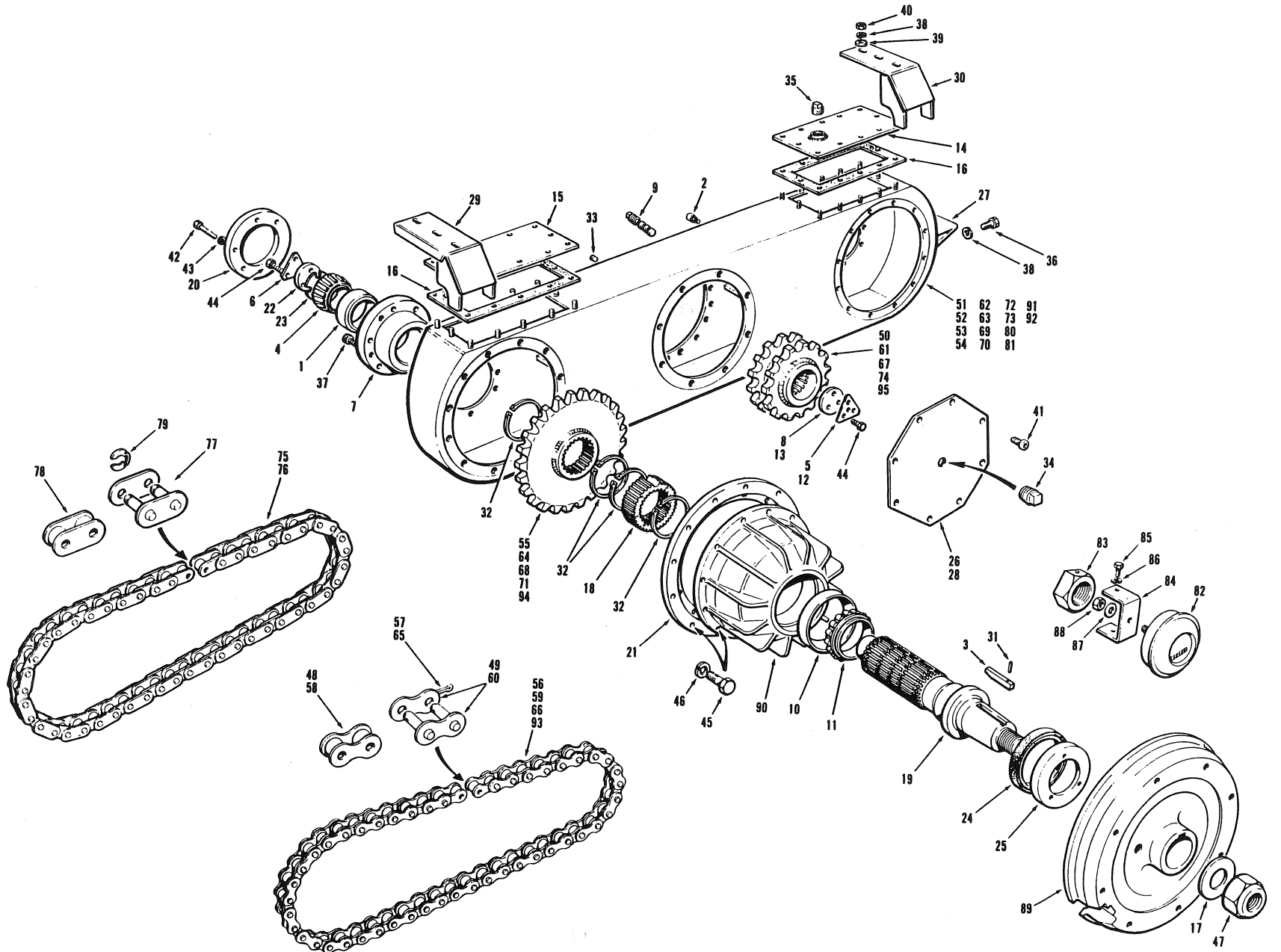
FOR LIST OF PARTS - TURN THIS PAGE

POUR LA LISTE DES PIÈCES - VOIR AU VERSO

PARA LA LISTA DE LAS PIEZAS - VER AL VERSO

USE ONLY CHAMPION ROAD MACHINERY APPROVED PARTS

SECTION SECCION 7		PAGE PAGINA 16	ISSUE No. N° D'ÉMISSION N° DE EDICION 3 REVISION C	TANDEM ASSEMBLY - C/W OIL DISC BRAKES				AUGUST 1988	
No. N° N°	PART No. N° DE PIÉCE N° DE PIEZA	DESCRIPTION DESCRIPTION DESCRIPCION	No. REQ. N° REQ. N° REQ.	REMARKS REMARQUES NOTAS	No. N° N°	PART No. N° DE PIÉCE N° DE PIEZA	DESCRIPTION DESCRIPTION DESCRIPCION	No. REQ. N° REQ. N° REQ.	REMARKS REMARQUES NOTAS
1	701A	BEARING CUP	4						
2	3689	BREATHER	2						
3	7039	KEY	4						
4	7060	BEARING CONE	4		43	10858-1	LINK	A.R.	
5	12653	TAB WASHER	2		44	11230	CONNECTING LINK	A.R.	
6	16789	TAB WASHER	4		45	44566	DRIVE SPROCKET - 13 TOOTH	2	
7	16792	FLANGE	4		46	44290	TANDEM CASE - R.H.	1	MODEL 720 THRU 760A
8	17981	END CAP	4		47	44291	TANDEM CASE - L.H.	1	
9	27449	MAGNETIC PLUG	4		48	42118	CHAIN C/W CONNECTING LINK ITEM 44	4	
10	32043	BEARING CUP	4		49	42565	SPROCKET - 25 TOOTH	4	
11	32044	BEARING CONE	4		50	13M-0929	COTTER PIN	A.R.	
12	40005	COVER PLATE - REAR	2						
13	40006	COVER PLATE - FRONT	2		51	27496	LINK	A.R.	
14	40007	GASKET	4		52	29051	DRIVE SPROCKET - 11 TOOTH	2	
15	40017	WASHER	4		53	29075	CHAIN C/W CONNECTING LINK ITEM 54	4	
16	40024	SLEEVE	4		54	29095	CONNECTING LINK	A.R.	MODEL 710 & 710A
17	40025	AXLE	4		55	40221	TANDEM CASE - L.H.	1	
18	40026	CAP	4		56	40222	TANDEM CASE - R.H.	1	
19	40028	ADAPTOR RING	4		57	42159	SPROCKET - 33 TOOTH	4	
20	40029	RETAINER	4		58	13M-0929	COTTER PIN	A.R.	
21	40030	SHIM - .005"	6						
	40031	SHIM - .007"	6		59	24282	CHAIN C/W CONNECTING LINK ITEM 44	4	OPTIONAL LONG TANDEM 740 & 760A
	40032	SHIM - .020"	4		60	44566	DRIVE SPROCKET - 13 TOOTH	2	
	44246	SHIM - .040"	2		61	40013	SPROCKET - 29 TOOTH	4	
42569	SEAL	4		62	44303	TANDEM CASE - R.H.	1		
22	43837	GUARD	4		63	44304	TANDEM CASE - L.H.	1	
24	44262	BRAKE LINE SHIELD - R.H. REAR, L.H. FRONT	1		64	40013	SPROCKET - 29 TOOTH	2	
25	44263	BRAKE LINE SHIELD - L.H. REAR, R.H. FRONT	1		65	44513	TANDEM CASE L.H. (780 & 780A)	1	
26	44361	COVER PLATE	2		66	44514	TANDEM CASE R.H. (780 & 780A)	1	
27	13J-0816	PIN	4		67	44566	DRIVE SPROCKET - 13 TOOTH	2	
28	19C-450	SNAP RING	16		68	*48616	CHAIN 52 LINKS - C/W ITEM 70	2	MODELS 780 & 780A 750 & 750A
29	115D-02	PLUG	2		69	*48617	CHAIN 56 LINKS - C/W ITEM 70	2	
30	115E-12	PLUG	6		70	*48715	CONNECTING LINK	A.R.	
31	115E-24	PLUG	2		71	46624	LINK	A.R.	
32	50D-0610	CAPSCREW	8		72	*48724	SPRING CLIP	A.R.	
33	14A-06	LOCKWASHER	48		73	46730	TANDEM CASE L.H. (750 & 750A)	1	
34	14C-06	FLATWASHER	12		74	46731	TANDEM CASE R.H. (750 & 750A)	1	
35	30A-06	NUT	48						
36	50F-0808	CAPSCREW	16						
37	50A-0820	BOLT	24						OPTIONAL
38	14A-08	LOCKWASHER	24						
39	50A-1012	BOLT	18						
40	50A-1014	BOLT	96						
41	14A-10	LOCKWASHER	96						
42	37D-36	LOCKNUT	4		75	10510	ODOMETER - 13:00 X 24 TIRES	1	MILES
						10511	ODOMETER - 14:00 X 24 TIRES	1	
						10512	ODOMETER - 16:00 X 24 OR 18:4 X 26 TIRES	1	
						10973	ODOMETER - 17:5 X 25 TIRES	1	KILOMETERS
						11919	ODOMETER - 13:00 X 24 TIRES	1	
						11920	ODOMETER - 14:00 X 24 TIRES	1	
						11921	ODOMETER - 16:00 X 24 OR 18:4 X 26 TIRES	1	
						11922	ODOMETER - 17:5 X 25 TIRES	1	
	32338	SILICONE SEALANT - 304 mL TUBE	A.R.		76	24902	SPECIAL NUT	1	
		CHAMPION ROAD MACHINERY RECOMMENDS THE USE OF SILICONE SEALANT IN PLACE OF GASKETS.			77	24903	BRACKET	1	
					78	51A-0606	BOLT	2	
					79	14A-06	LOCKWASHER	2	
					80	14C-08	FLATWASHER	1	
					81	37D-08	LOCKNUT - INCLUDED WITH ITEM 73	1	
					82		WHEELS, RIMS & TIRES	REF.	SECTION 7 PAGES 5/6
					83		FINAL DRIVE INSTALLATION	REF.	SECTION 7 PGS. 7, 9, 11
					84		OIL DISC BRAKE ASSEMBLY	REF.	SECTION 9 PGS. 13/14



TANDEM ASSEMBLY - OIL DISC BRAKES

FEBRUARY 1989

ISSUE No.
 N° D'ÉMISSION
 N° DE EDICION 4

FOR LIST OF PARTS - TURN THIS PAGE

POUR LA LISTE DES PIÈCES - VOIR AU VERSO

PARA LA LISTA DE LAS PIEZAS - VER AL VERSO

USE ONLY  CHAMPION APPROVED PARTS

EFFECTIVE SERIAL NUMBERS) MODELS 710 & 710A: 19482 & UP, 700 SERIES
 NUMEROS) DE SÉRIE EFFECTIFS) MODELS 720 & 720A: 19429, 19431, 700 SERIES
 NUMEROS) DE SÉRIE EFFECTIVOS) MODELS 730 & 730A: 1919425 & UP, 700 SERIES

SECTION 7 PAGE 15
 SECCION 7 PAGINA 15

SECTION SECCION 7		PAGE PAGINA 16	ISSUE No. N° D'ÉMISSION 4 N° DE EDICION	TANDEM ASSEMBLY - OIL DISC BRAKES				FEBRUARY 1989	
No. N° N°	PART No. N° DE PIÈCE N° DE PIEZA	DESCRIPTION DÉSCRIPTION DESCRIPCION	No. REQ. N° REQ. N° REQ.	REMARKS REMARQUES NOTAS	No. N° N°	PART No. N° DE PIECE N° DE PIEZA	DESCRIPTION DÉSCRIPTION DESCRIPCION	No. REQ. N° REQ. N° REQ.	REMARKS REMARQUES NOTAS
1	701A	BEARING CUP	4		50	*37588	DRIVE SPROCKET	2	
2	3689	BREATHER	2		51	*37955	TANDEM CASE R.H. - MODEL 720/720A	1	
3	7039	KEY	4		52	*37956	TANDEM CASE L.H. - MODEL 720/720A	1	MODEL 720 THRU 730A
4	7060	BEARING CONE	4		53	*37957	TANDEM CASE R.H. - MODEL 730/730A	1	
5	12653	TAB WASHER - MODEL 750/780	2		54	*37958	TANDEM CASE L.H. - MODEL 730/730A	1	
6	16789	TAB WASHER	4		55	*37983	SPROCKET	4	
7	16792	FLANGE	4		56	*40010	CHAIN C/W CONNECTING LINK ITEM 49	4	
8	17981	END CAP - MODEL 750/780	4		57	13M-0929	COTTER PIN	A.R.	
9	27449	MAGNETIC PLUG	4		58	27496	LINK	A.R.	
10	32043	BEARING CUP	4		59	29075	CHAIN C/W CONNECTING LINK ITEM 58	4	
11	32044	BEARING CONE	4		60	29095	CONNECTING LINK	A.R.	
12	*36437	TAB WASHER - MODEL 710 THRU 740A	2		61	*37586	DRIVE SPROCKET	2	MODEL 710 & 710A
13	*37228	END CAP	2		62	*45474	TANDEM CASE - L.H.	1	
14	40005	COVER PLATE - REAR	2		63	*45475	TANDEM CASE - R.H.	1	
15	40006	COVER PLATE - FRONT	2		64	42159	SPROCKET	4	
16	40007	GASKET	4		65	13M-0929	COTTER PIN	A.R.	
17	40017	WASHER	4		66	24282	CHAIN C/W CONNECTING LINK ITEM 49	4	
18	40024	SLEEVE	4		67	*37588	DRIVE SPROCKET	2	OPTIONAL LONG TANDEM 740
19	40025	AXLE	4		68	*37983	SPROCKET -	4	
20	40026	CAP	4		69	*38014	TANDEM CASE - R.H.	1	
21	40028	ADAPTOR RING	4		70	*38015	TANDEM CASE - L.H.	1	
22	40029	RETAINER	4		71	40013	SPROCKET - 29 TOOTH	2	
23	40030	SHIM - .005"	6		72	44513	TANDEM CASE L.H. (780 & 780A)	1	
	40031	SHIM - .007"	6		73	44514	TANDEM CASE R.H. (780 & 780A)	1	
	40032	SHIM - .020"	4		74	44566	DRIVE SPROCKET - 13 TOOTH	2	MODELS 780 & 780A 750 & 750A
	44246	SHIM - .040"	2		75	48616	CHAIN 52 LINKS - C/W ITEM 77	2	
24	42569	SEAL	4		76	48617	CHAIN 56 LINKS - C/W ITEM 77	2	
25	43837	GUARD	4		77	48715	CONNECTING LINK	A.R.	
26	44361	COVER PLATE - MODEL 750/780	2		78	46624	LINK	A.R.	
27	*45511	STEP - TANDEM	2		79	48724	SPRING CLIP	A.R.	
28	*48395	COVER PLATE - MODEL 710 THRU 740A	2		80	46730	TANDEM CASE L.H. (750 & 750A)	1	
29	*48735	BRAKE LINE SHIELD - R.H. REAR, L.H. FRONT	1		81	46731	TANDEM CASE R.H. (750 & 750A)	1	
30	*48736	BRAKE LINE SHIELD - L.H. REAR, R.H. FRONT	1						
31	13J-0816	PIN	4						OPTIONAL
32	19C-450	SNAP RING	16						
33	115D-02	PLUG - MODEL 750/780	2						MILES
34	115E-12	PLUG	6						
35	115E-24	PLUG	2						
36	*50A-0608	BOLT	4		82	10510	ODOMETER - 13:00 X 24 TIRES	1	KILOMETERS
37	50D-0610	CAPSCREW	8			10511	ODOMETER - 14:00 X 24 TIRES	1	
38	14A-06	LOCKWASHER	52			10512	ODOMETER - 16:00 X 24 OR 18:4 X 26 TIRES	1	
39	14C-06	FLATWASHER	12			10973	ODOMETER - 17:5 X 25 TIRES	1	
40	30A-06	NUT	48			11919	ODOMETER - 13:00 X 24 TIRES	1	
41	50F-0808	CAPSCREW	16			11920	ODOMETER - 14:00 X 24 TIRES	1	
42	50A-0820	BOLT	24		11921	ODOMETER - 16:00 X 24 OR 18:4 X 26 TIRES	1		
43	14A-08	LOCKWASHER	24		11922	ODOMETER - 17:5 X 25 TIRES	1		
44	50A-1012	BOLT	18		83	24902	SPECIAL NUT	1	
45	50A-1014	BOLT	96		84	24903	BRACKET	1	
46	14A-10	LOCKWASHER	96		85	51A-0606	BOLT	2	
47	37D-36	LOCKNUT	4		86	14A-06	LOCKWASHER	2	
	32338	SILICONE SEALANT - 304 mL TUBE	A.R.		87	14C-08	FLATWASHER	1	
		CHAMPION ROAD MACHINERY RECOMMENDS THE USE OF SILICONE SEALANT IN PLACE OF GASKETS.			88	37D-08	LOCKNUT - INCLUDED WITH ITEM 82	1	
		CHAIN AND SPROCKETS			89		WHEELS, RIMS & TIRES	REF.	SECTION 7 PAGE 6 SECTION 9 PAGE 14
48	10858-1	LINK	A.R.	MODEL 720 THRU 730A	90		OIL DISC BRAKE ASSEMBLY	REF.	
49	11230	CONNECTING LINK	A.R.			91	44290	TANDEM CASE R.H. - 740/740A	1
					92	44291	TANDEM CASE L.H. - 740/740A	1	
					93	42118	CHAIN - INCLUDES P/N 11230 LINK	4	
					94	42565	SPROCKET - 25 TOOTH	4	
					95	44566	DRIVE SPROCKET - 13 TOOTH	2	

CHAMPION ROAD MACHINERY

EFFECTIVE SERIAL NUMBERS(S)
 NUMEROS(S) DE SÉRIE EFFECTIFS(S)
 NUMEROS(S) DE SERIE EFECTIVOS(S)

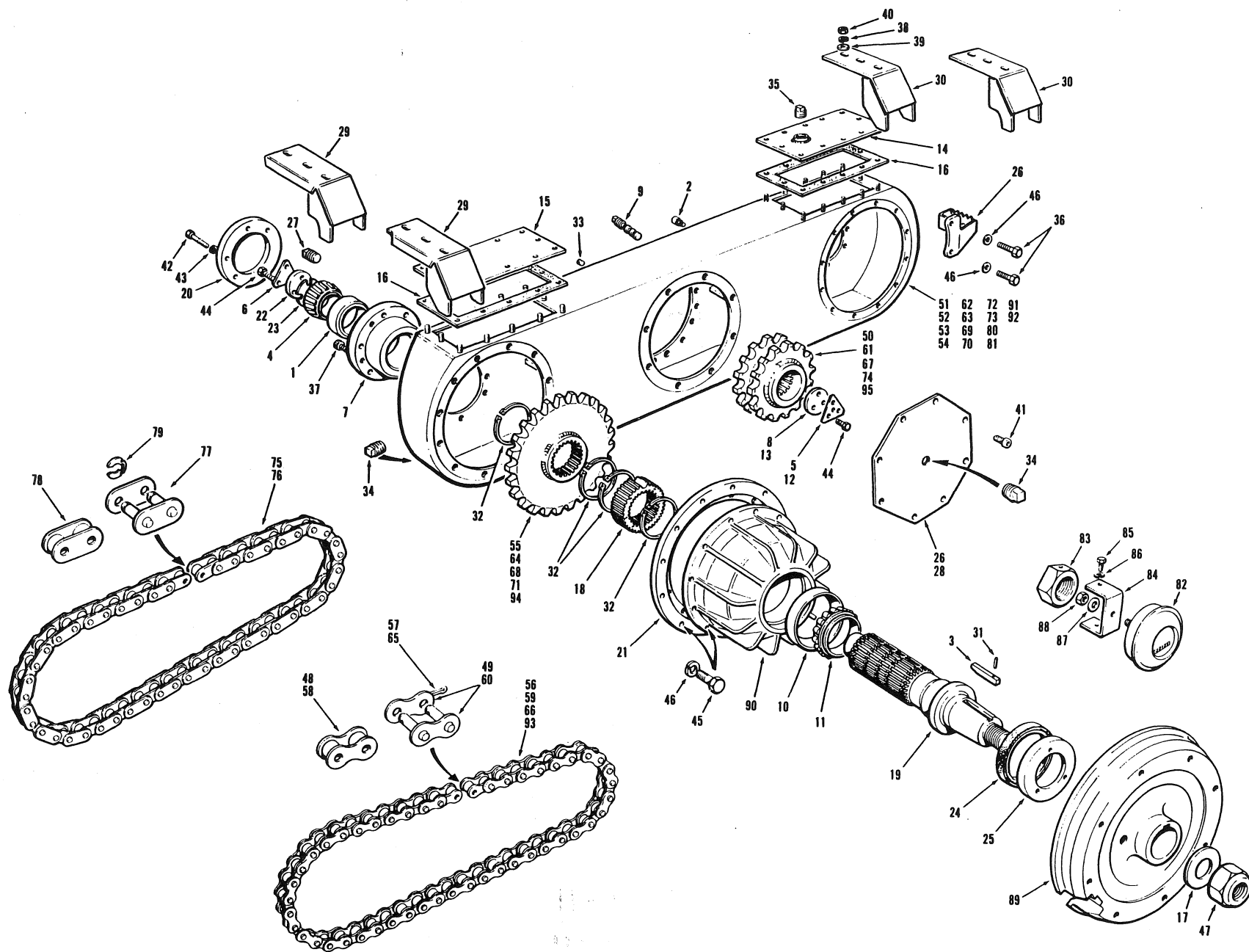
20012, 20014 & UP

700 SERIES
 SERIE 700

SECTION 7
 SECCION 7
 PAGE
 PAGINA

15

ISSUE No.
 N° D'ÉMISSION
 N° DE EDICION 5



USE ONLY CHAMPION ROAD MACHINERY APPROVED PARTS

TANDEM ASSEMBLY - OIL DISC BRAKES

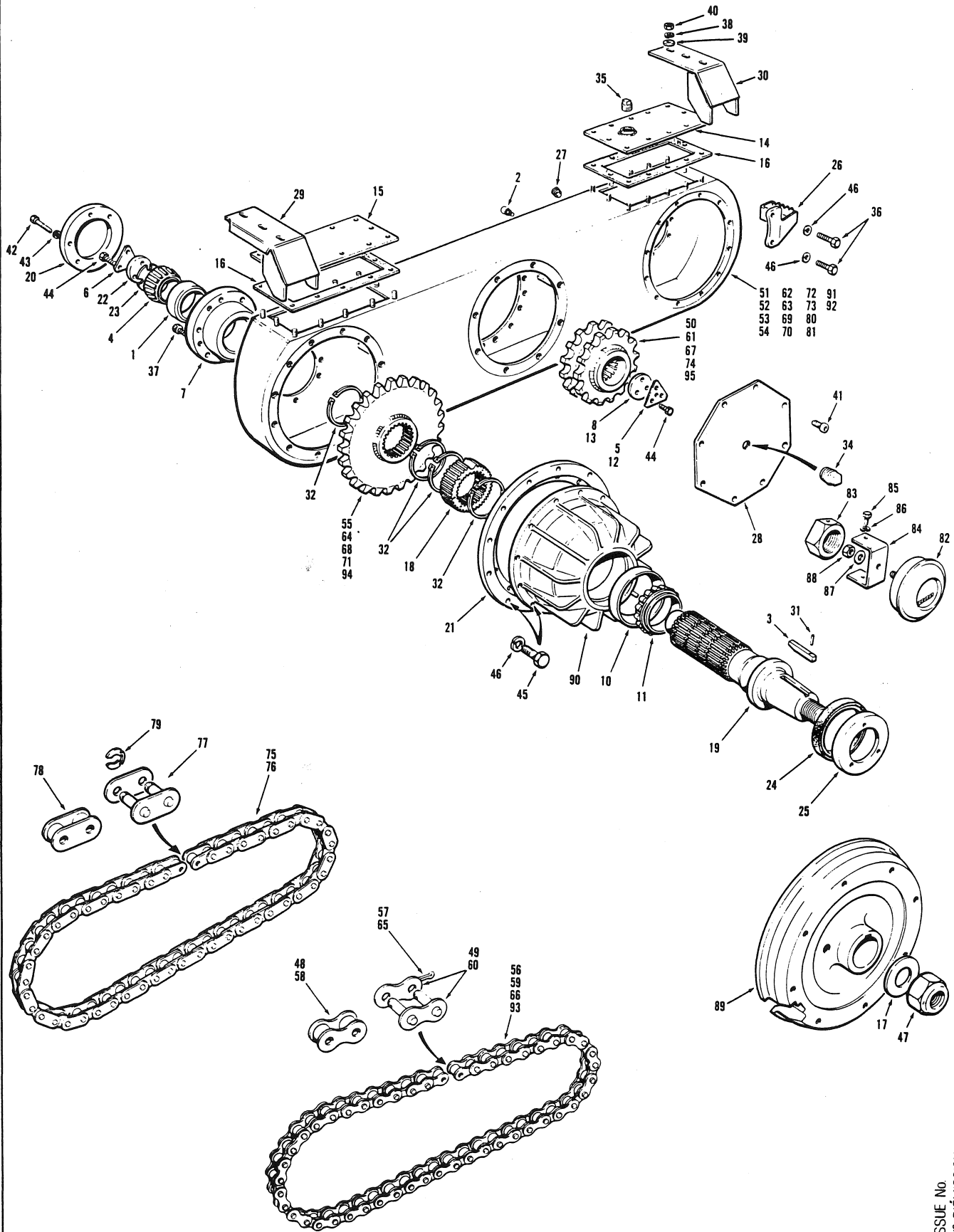
OCTOBER 1989

FOR LIST OF PARTS - TURN THIS PAGE

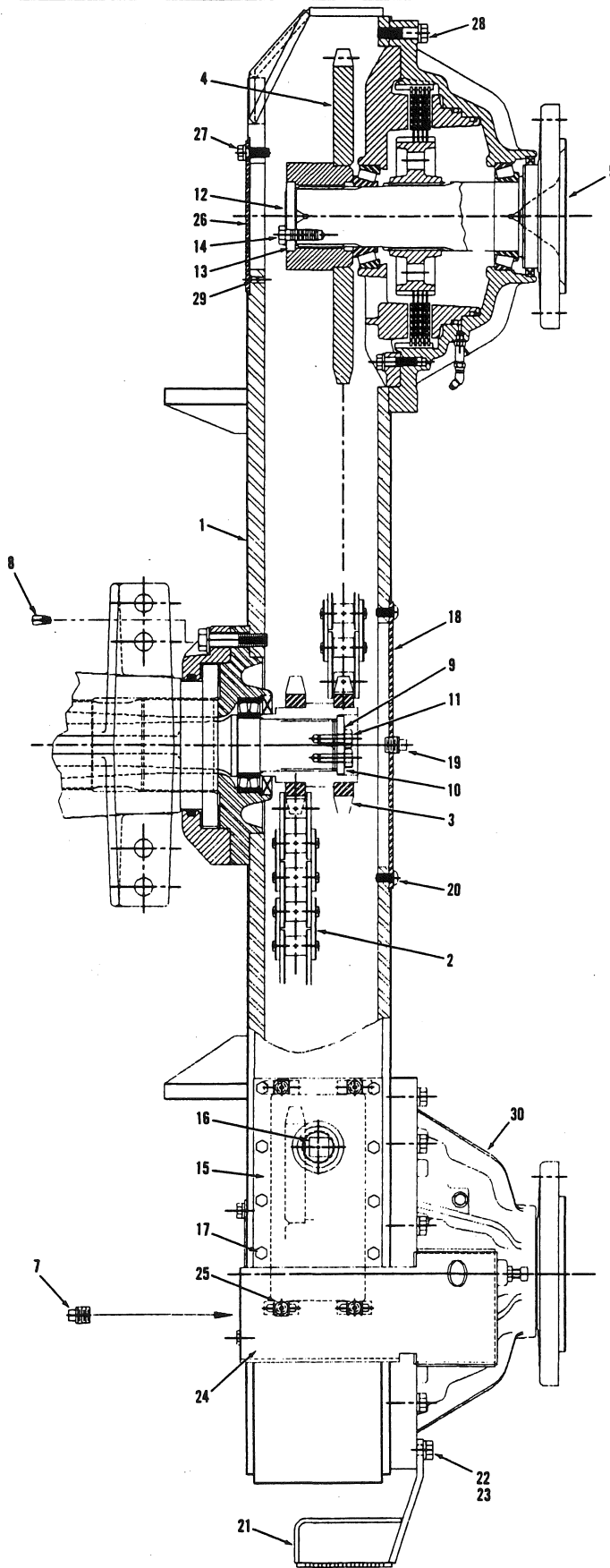
POUR LA LISTE DES PIÈCES - VOIR AU VERSO

PARA LA LISTA DE LAS PIEZAS - VER AL VERSO

SECTION SECCION		PAGE PAGINA		ISSUE No. N° D'ÉMISSION N° DE EDICION		TANDEM ASSEMBLY - OIL DISC BRAKES				OCTOBER 1989	
No.	PART No.	DESCRIPTION	No. REQ.	REMARKS	No.	PART No.	DESCRIPTION	No. REQ.	REMARKS	No. REQ.	REMARKS
Nº	Nº DE PIÉCE	DÉSCRIPTION	Nº REQ.	REMARQUES	Nº	Nº DE PIÉCE	DÉSCRIPTION	Nº REQ.	REMARQUES	Nº REQ.	REMARQUES
Nº	Nº DE PIEZA	DESCRIPCION	Nº REQ.	NOTAS	Nº	Nº DE PIEZA	DESCRIPCION	Nº REQ.	NOTAS	Nº REQ.	NOTAS
1	701A	BEARING CUP	4		54	37958	TANDEM CASE L.H. - MODEL 730/730A	1		1	
2	3689	BREATHER	2		55	37983	SPROCKET	4		4	720 thru
3	7039	KEY	4		56	40010	CHAIN C/W CONNECTING LINK ITEM 49	4		4	730A
4	7060	BEARING CONE	4		57	13M-0929	COTTER PIN	A.R.		A.R.	
5	12653	TAB WASHER	2	740 thru 780A	58	27496	LINK	A.R.		A.R.	
6	16789	TAB WASHER	4		59	29075	CHAIN C/W CONNECTING LINK ITEM 58	4		4	
7	16792	FLANGE	4		60	29095	CONNECTING LINK	A.R.		A.R.	
8	17981	END CAP	4	740 thru 780	61	37586	DRIVE SPROCKET	2		2	710/710A
9	27449	PLUG	4	750 thru 780A	62	45474	TANDEM CASE - L.H.	1		1	
10	32043	BEARING CUP	4		63	45475	TANDEM CASE - R.H.	1		1	
11	32044	BEARING CONE	4		64	42159	SPROCKET	4		4	
12	36437	TAB WASHER	2	710 thru 740A	65	13M-0929	COTTER PIN	A.R.		A.R.	
13	*37592	END CAP	2		66	24282	CHAIN C/W CONNECTING LINK ITEM 49	4		4	
14	40005	COVER PLATE - REAR	2		67	*44566	DRIVE SPROCKET	2		2	OPTIONAL
15	40006	COVER PLATE - FRONT	2		68	37983	SPROCKET	4		4	LONG TANDEM
16	40007	GASKET	4		69	38014	TANDEM CASE - R.H.	1		1	740
17	40017	WASHER	4		70	38015	TANDEM CASE - L.H.	1		1	
18	40024	SLEEVE	4		71	40013	SPROCKET - 29 TOOTH	2		2	
19	40025	AXLE	4		72	44513	TANDEM CASE L.H. (780/780A)	1		1	
20	40026	CAP	4		73	44514	TANDEM CASE R.H. (780/780A)	1		1	
21	40028	ADAPTOR RING	4		74	44566	DRIVE SPROCKET - 13 TOOTH	2		2	
22	40029	RETAINER	4		75	48616	CHAIN 52 LINKS - C/W ITEM 77	2		2	750 thru 780A
23	40030	SHIM - .005"	6		76	48617	CHAIN 56 LINKS - C/W ITEM 77	2		2	
	40031	SHIM - .007"	6		77	48715	CONNECTING LINK	A.R.		A.R.	
	40032	SHIM - .020"	4		78	46624	LINK	A.R.		A.R.	
	44246	SHIM - .040"	2		79	48724	SPRING CLIP	A.R.		A.R.	
24	42569	SEAL	4		80	46730	TANDEM CASE L.H. (750/750A)	1		1	
25	43837	GUARD	4		81	46731	TANDEM CASE R.H. (750/750A)	1		1	
26	*53264	STEP - L.H.	1				ODOMETER INSTALLATION				
	*53265	STEP - R.H.	1				ODOMETER - 13:00 X 24 TIRES	1		1	
27	*877	PLUG	6	710 thru 740A			ODOMETER - 14:00 X 24 TIRES	1		1	MILES
28	48395	COVER PLATE	2				ODOMETER - 16:00 X 24 TIRES	1		1	
29	48735	BRAKE LINE SHIELD - R.H. REAR, L.H. FRONT	1				ODOMETER - 17:5 X 25 TIRES	1		1	
	*54020	BRAKE LINE SHIELD - R.H. REAR, L.H. FRONT	1	S/N 20190 & UP			ODOMETER - 13:00 X 24 TIRES	1		1	
30	48736	BRAKE LINE SHIELD - L.H. REAR, R.H. FRONT	1		82	11919	ODOMETER - 14:00 X 24 TIRES	1		1	
	*54019	BRAKE LINE SHIELD - L.H. REAR, R.H. FRONT	1	S/N 20190 & UP		11920	ODOMETER - 16:00 X 24 OR 18:4 X 26 TIRES	1		1	KILOMETERS
						11921	ODOMETER - 17:5 X 25 TIRES	1		1	
31	13J-0816	PIN	4			11922	ODOMETER - 17:5 X 25 TIRES	1		1	
32	19C-450	SNAP RING	16		83	24902	SPECIAL NUT	1		1	
33	115D-02	PLUG	2	750 thru 780A	84	24903	BRACKET	1		1	
34	115E-12	PLUG	6	750 thru 780A	85	51A-0606	BOLT	2		2	
35	115E-24	PLUG	2		86	14A-06	LOCKWASHER	2		2	
36	*50A-1018	BOLT	4		87	14C-08	FLATWASHER	1		1	
37	50D-0610	CAPSCREW	8		88	37D-08	LOCKNUT - INCLUDED WITH ITEM 82	1		1	
38	14A-06	LOCKWASHER	52		89		WHEELS, RIMS & TIRES	REF.		REF.	SECTION 7
39	14C-06	FLATWASHER	12								PAGE 6
40	30A-06	NUT	48		90		OIL DISC BRAKE ASSEMBLY	REF.		REF.	SECTION 9
41	50F-0808	CAPSCREW	16								PAGE 14
42	50A-0820	BOLT	24		91	44290	TANDEM CASE R.H.	1		1	740/740A
43	14A-08	LOCKWASHER	24		92	44291	TANDEM CASE L.H.	1		1	740/740A
44	50A-1012	BOLT	18		93	42118	CHAIN - INCLUDES P/N 11230 LINK	4		4	
45	50A-1014	BOLT	96		94	42565	SPROCKET - 25 TOOTH	4		4	
46	14A-10	LOCKWASHER	96		95	44566	DRIVE SPROCKET - 13 TOOTH	2		2	
47	37D-36	LOCKNUT	4								
						32338	SILICONE SEALANT - 304 ml TUBE CHAMPION RECOMMENDS THE USE OF SILICONE SEALANT IN PLACE OF GASKETS.	A.R.		A.R.	
48	10858-1	LINK	A.R.								
49	11230	CONNECTING LINK	A.R.								
50	*54522	DRIVE SPROCKET	2								
51	37955	TANDEM CASE R.H. - MODEL 720/720A	1								
52	37956	TANDEM CASE L.H. - MODEL 720/720A	1	720 thru							
53	37957	TANDEM CASE R.H. - MODEL 730/730A	1	730A							



SECTION SECCION		PAGE PAGINA		ISSUE No. N° D'ÉMISSION N° DE EDICION		TANDEM ASSEMBLY - OIL DISC BRAKES				JULY 1990	
No. N° N°	PART No. N° DE PIÈCE N° DE PIEZA	DESCRIPTION DESCRIPTION DESCRIPCION	No. REQ. N° REQ. N° REQ.	REMARKS REMARQUES NOTAS	No. N° N°	PART No. N° DE PIECE N° DE PIEZA	DESCRIPTION DESCRIPTION DESCRIPCION	No. REQ. N° REQ. N° REQ.	REMARKS REMARQUES NOTAS		
1	701A	BEARING CUP	4		58	27496	LINK	4			
2	3689	BREATHER	2		59	29075	CHAIN C/W CONNECTING LINK	4			
3	7039	KEY	4		60	29095	CONNECTING LINK	4			
4	7060	BEARING CONE	4		61	*55352	DRIVE SPROCKET	2	710/710A		
5	12653	TAB WASHER	2	740 thru 780A	62	45474	TANDEM CASE - L.H.	1			
6	16789	TAB WASHER	4		63	45475	TANDEM CASE - R.H.	1			
7	16792	FLANGE	4		64	42159	SPROCKET	4			
8	17981	END CAP	4	740 thru 780A	65	13M-0929	COTTER PIN	4			
10	32043	BEARING CUP	4		66	24282	CHAIN C/W CONNECTING LINK	4			
11	32044	BEARING CONE	4		67	*56054	DRIVE SPROCKET - 15 TOOTH	2	OPTIONAL		
12	36437	TAB WASHER	2	710 thru 730A	68	37983	SPROCKET	4	LONG TANDEM		
13	37592	END CAP	2	710 thru 730A	69	38014	TANDEM CASE - R.H.	1	740		
14	40005	COVER PLATE - REAR	2		70	38015	TANDEM CASE - L.H.	1			
15	40006	COVER PLATE - FRONT	2		71	40013	SPROCKET - 29 TOOTH	4			
16	40007	GASKET	4		72	44513	TANDEM CASE L.H. (780/780A)	1			
17	40017	WASHER	4		73	44514	TANDEM CASE R.H. (780/780A)	1			
18	40024	SLEEVE	4		74	*56054	DRIVE SPROCKET - 15 TOOTH	2			
19	*55357	AXLE	4		75	48616	CHAIN 52 LINKS - C/W ITEM 77	2	750 thru 780A		
20	40026	CAP	4		76	48617	CHAIN 56 LINKS - C/W ITEM 77	2			
21	40028	ADAPTOR RING	4		77	48715	CONNECTING LINK	4			
22	40029	RETAINER	4		78	46624	LINK	4			
23	40030	SHIM - .005"	6		79	48724	SPRING CLIP	4			
	40031	SHIM - .007"	6		80	46730	TANDEM CASE L.H. (750/750A)	1			
	40032	SHIM - .020"	4		81	46731	TANDEM CASE R.H. (750/750A)	1			
	44246	SHIM - .040"	2								
24	42569	SEAL	4				ODOMETER INSTALLATION				
25	43837	GUARD	4								
26	53264	STEP - L.H.	1			10510	ODOMETER - 13:00 X 24 TIRES	1			
	53265	STEP - R.H.	1			10511	ODOMETER - 14:00 X 24 TIRES	1	MILES		
27	877	PLUG	6			10512	ODOMETER - 16:00 X 24 TIRES	1			
28	48395	COVER PLATE	2			10973	ODOMETER - 17:5 X 25 TIRES	1			
29	54020	BRAKE LINE SHIELD - R.H. REAR, L.H. FRONT	1		82	11919	ODOMETER - 13:00 X 24 TIRES	1			
30	54019	BRAKE LINE SHIELD - L.H. REAR, R.H. FRONT	1			11920	ODOMETER - 14:00 X 24 TIRES	1			
31	13J-0816	PIN	4			11921	ODOMETER - 16:00 X 24 OR 18:4 X 26 TIRES	1	KILOMETERS		
32	19C-450	SNAP RING	16			11922	ODOMETER - 17:5 X 25 TIRES	1			
34	*115C-12	PLUG	6		83	24902	SPECIAL NUT	1			
35	115E-24	PLUG	2		84	24903	BRACKET	1			
36	50A-1018	BOLT	4		85	51A-0606	BOLT	2			
37	50D-0610	CAPSCREW	8		86	14A-06	LOCKWASHER	2			
38	14A-06	LOCKWASHER	52		87	14C-08	FLATWASHER	1			
39	14C-06	FLATWASHER	12		88	37D-08	LOCKNUT - INCLUDED WITH ITEM 82	1			
40	30A-06	NUT	48		89		WHEELS, RIMS & TIRES	REF.	SECTION 7		
41	50F-0808	CAPSCREW	16						PAGE 6		
42	50A-0820	BOLT	24		90		OIL DISC BRAKE ASSEMBLY	REF.	SECTION 9		
43	14A-08	LOCKWASHER	24						PAGE 14		
44	50A-1012	BOLT	12								
45	50A-1014	BOLT	92		91	*56462	TANDEM CASE R.H.	1	740/740A		
46	14A-10	LOCKWASHER	96		92	*56463	TANDEM CASE L.H.	1	740/740A		
47	37D-36	LOCKNUT	4		93	*24282	CHAIN - INCLUDES P/N 11230 LINK	4			
48	10858-1	LINK	4		94	*37983	SPROCKET - 30 TOOTH	4			
49	11230	CONNECTING LINK	4		95	*56054	DRIVE SPROCKET - 15 TOOTH	2			
50	*55354	DRIVE SPROCKET	2								
51	37955	TANDEM CASE R.H. - MODEL 720/720A	1			32338	SILICONE SEALANT - 304 ml TUBE	A.R.			
52	37956	TANDEM CASE L.H. - MODEL 720/720A	1	720 thru			CHAMPION RECOMMENDS THE USE OF SILICONE				
53	37957	TANDEM CASE R.H. - MODEL 730/730A	1	730A			SEALANT IN PLACE OF GASKETS.				
54	37958	TANDEM CASE L.H. - MODEL 730/730A	1								
55	37983	SPROCKET	4								
56	40010	CHAIN C/W CONNECTING LINK ITEM 49	4								
57	13M-0929	COTTER PIN	4								



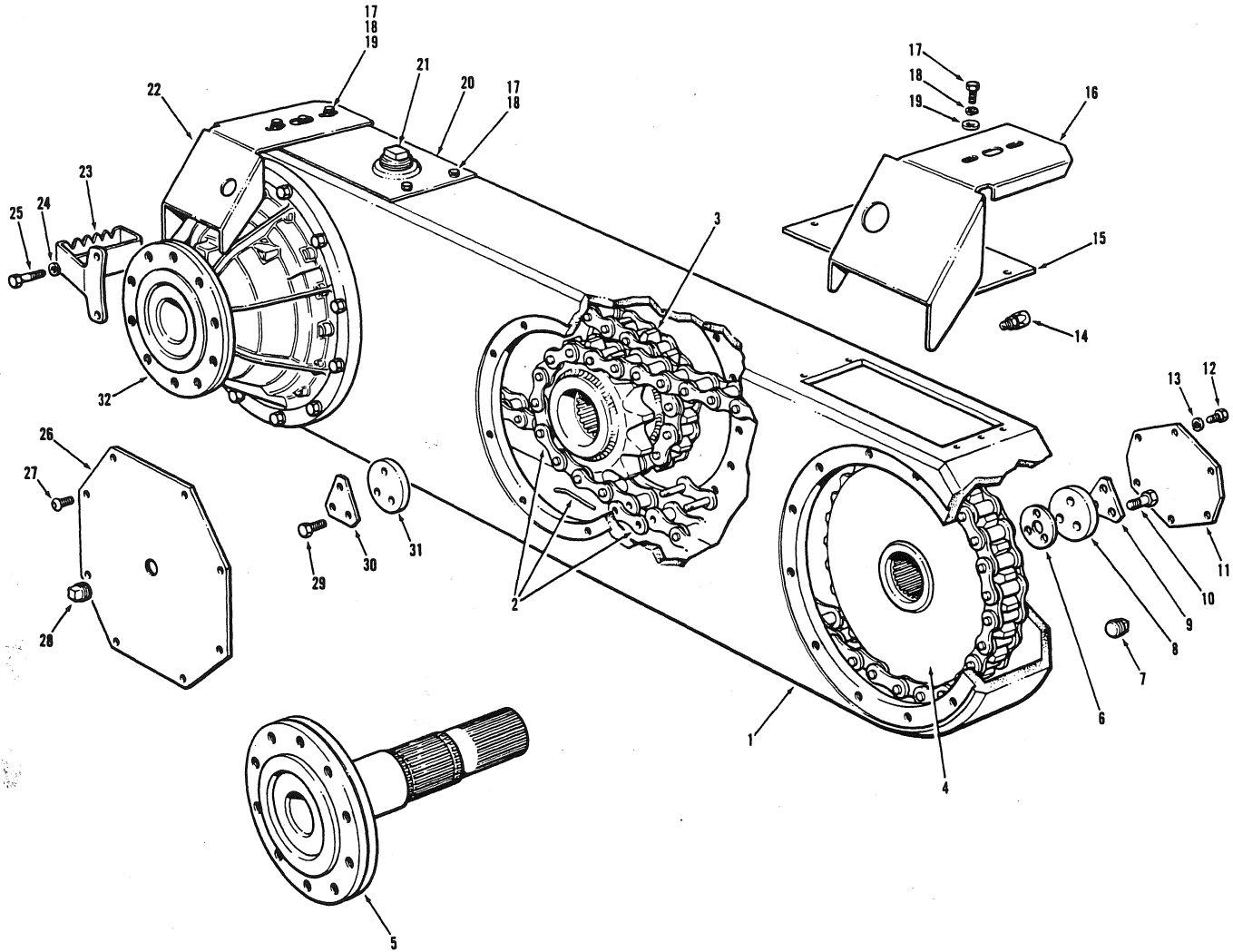
EFFECTIVE SERIAL NUMBER(S)
NUMERO(S) DE SÉRIE EFFECTIF(S)
NUMERO(S) DE SERIE EFECTIVO(S)

Models 710 thru 740A
21134 & UP, EXCLUDING 21225
Models 750 thru 780A
21386 & UP

700 SERIES
SERIE 700

SECTION 7 **PAGE 15**
SECCION 7 **PAGINA 15**

SECTION SECCION		PAGE PAGINA		ISSUE No. N° D'ÉMISSION N° DE EDICION		7 REVISION A		TANDEM ASSEMBLY - OIL DISC BRAKES		FEBRUARY 1991	
No. N° N°	PART No. N° DE PIÈCE N° DE PIEZA	DESCRIPTION DESCRIPTION DESCRIPCION	No. REQ. N° REQ. N° REQ.	REMARKS REMARQUES NOTAS	No. N° N°	PART No. N° DE PIECE N° DE PIEZA	DESCRIPTION DESCRIPTION DESCRIPCION	No. REQ. N° REQ. N° REQ.	REMARKS REMARQUES NOTAS		
1	58206	TANDEM CASE - L.H.	1	710/710A	7	877	PLUG-MAGNETIC	6			
	58207	TANDEM CASE - R.H.	1	710/710A	8	3689	BREATHER	2			
	58208	TANDEM CASE - L.H.	1	720/720A	9	36437	TAB WASHER	2	710 thru 730A		
	58209	TANDEM CASE - R.H.	1	720/720A		12653	TAB WASHER	2	740 thru 780A		
	58210	TANDEM CASE - L.H.	1	730/730A	10	37592	CAP	2	710 thru 730A		
	58211	TANDEM CASE - R.H.	1	730/730A		17981	CAP	2	740 thru 780A		
	58212	TANDEM CASE - L.H. - LONG	1	740	11	50A-1012	CAPSCREW	6			
	58213	TANDEM CASE - R.H. - LONG	1	740							
	58130	TANDEM CASE - L.H.	1	740/740A	12	37860	WASHER	4			
	58131	TANDEM CASE - R.H.	1	740/740A	13	37875	TAB WASHER	4			
	58214	TANDEM CASE - L.H.	1	750/750A	14	50A-1014	CAPSCREW	12			
	58215	TANDEM CASE - R.H.	1	750/750A							
	58216	TANDEM CASE - L.H.	1	780/780A	15	58146	COVER PLATE - FRONT	2			
	58217	TANDEM CASE - R.H.	1	780/780A		58145	COVER PLATE - REAR	2			
	2	29075	CHAIN - 58 LINK	4	710/710A	16	115E-24	PLUG	2		
		27496	LINK			17	50F-0610	CAPSCREW	16		
29095		CONNECTOR LINK	4			14A-06	LOCKWASHER	8			
13M-0929		COTTER PIN	4		18	58155	COVER	2			
40010		CHAIN - 52 LINK	4	720 thru 730A	19	115E-12	PLUG	2			
24282		CHAIN - 54 LINK	4	740/740A	20	50F-0610	CAPSCREW	16			
56483		CHAIN - 56 LINK	4	740 LONG							
10858-1		LINK			21	58415	STEP	2			
11230		CONNECTOR LINK	4		22	14A-10	LOCKWASHER	4			
13M-0929		COTTER PIN	4		23	50A-1024	CAPSCREW	4			
48616		CHAIN - 52 LINK	4	750/750A	24	58143	BRAKE LINE SHIELD - FRONT - R.H. & REAR - L.H.	2			
48617		CHAIN - 56 LINK	2	780/780A		58144	BRAKE LINE SHIELD - FRONT - L.H. & REAR - R.H.	2			
46624		LINK	2	780/780A	25	50F-0612	CAPSCREW	8			
48715		CONNECTOR LINK	4			14A-06	LOCKWASHER	8			
48724		SPRING CLIP	8			14C-06	WASHER	8			
NOTE: CHAIN INCLUDES CONNECTOR LINK					26	58579	COVER	4			
3	55352	DRIVE SPROCKET - 11 TOOTH	2	710/710A	27	50A-0812	CAPSCREW	24			
	55354	DRIVE SPROCKET - 11 TOOTH	2	720 thru 730A		14A-08	LOCKWASHER	24			
	56054	DRIVE SPROCKET - 15 TOOTH	2	740/740A	28	50A-1020	CAPSCREW	44			
	56007	DRIVE SPROCKET - 13 TOOTH	2	750 thru 780A		14A-10	LOCKWASHER	44			
	51307	SPROCKET - 33 TOOTH	4	710/710A	29	70A-0608	SETSCREW	8			
4	51308	SPROCKET - 30 TOOTH	4	720 thru 740A	30		OIL DISC BRAKE	REF.	Sect 9 Pg 13		
	51724	SPROCKET - 29 TOOTH	4	750 thru 780A							
	58022	AXLE	4	710 thru 720A							
5	58021	AXLE	4	730 thru 750A							
	54494	AXLE	4	780/780A							
	37864	SHIM - .005"	12								
6	37865	SHIM - .007"	12								
	37866	SHIM - .020"	4								
	58729	SHIM - .100"	4								



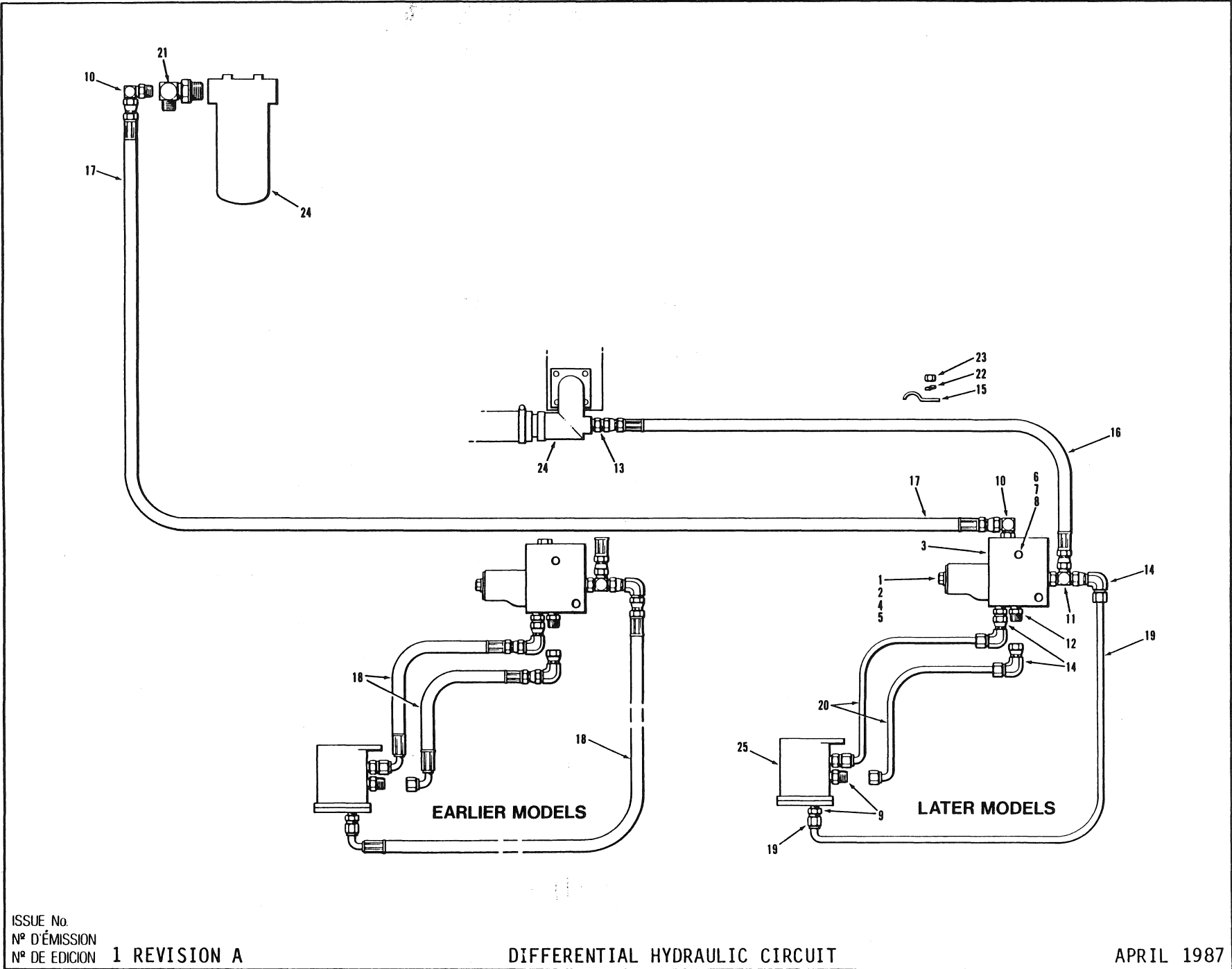
EFFECTIVE SERIAL NUMBER(S)
NUMERO(S) DE SÉRIE EFFECTIF(S)
NUMERO(S) DE SÉRIE EFECTIVO(S)

Models 710 thru 740A
21134 & UP, EXCLUDING 21225
Models 750 thru 780A
21386 & UP

700 SERIES
SERIE 700

SECTION 7 PAGE 15
SECCION 7 PAGINA 15

SECTION SECCION		7	PAGE PAGINA	16	ISSUE No. N° D'ÉMISSION N° DE EDICION	8 REVISION A	TANDEM ASSEMBLY - OIL DISC BRAKES			SEPTEMBER 1991
No. N° N°	PART No. N° DE PIÈCE N° DE PIEZA	DESCRIPTION DESCRIPTION DESCRIPCION	No. REQ N° REQ. N° REQ.	REMARKS REMARQUES NOTAS	No. N° N°	PART No. N° DE PIECE N° DE PIEZA	DESCRIPTION DESCRIPTION DESCRIPCION	No. REQ N° REQ. N° REQ.	REMARKS REMARQUES NOTAS	
1	58911	TANDEM CASE - L.H.	1	710/710A	7	877	PLUG - MAGNETIC	6		
	58912	TANDEM CASE - R.H.	1	710/710A	8	37860	CAP	4		
	58913	TANDEM CASE - L.H.	1	720/720A	9	37875	TAB WASHER	4		
	58914	TANDEM CASE - R.H.	1	720/720A	10	50A-1014	CAPSCREW	12		
	58915	TANDEM CASE - L.H.	1	730/730A	11	58579	COVER	4		
	58916	TANDEM CASE - R.H.	1	730/730A	12	50A-0812	CAPSCREW	24		
	58917	TANDEM CASE - L.H. - LONG	1	740	13	14A-08	LOCKWASHER	24		
	58918	TANDEM CASE - R.H. - LONG	1	740	14	3689	BREATHER	2		
	58909	TANDEM CASE - L.H.	1	740/740A	15	58894	COVER PLATE - FRONT	2		
	58910	TANDEM CASE - R.H.	1	740/740A	16	58897	BRAKE LINE SHIELD - FRONT - R.H. & REAR - L.H.	2		
	58919	TANDEM CASE - L.H.	1	750/750A	17	50A-0608	CAPSCREW	20		
	58920	TANDEM CASE - R.H.	1	750/750A	18	14A-06	LOCKWASHER	20		
	58921	TANDEM CASE - L.H.	1	780/780A	19	14C-06Zi	WASHER	8		
	58922	TANDEM CASE - R.H.	1	780/780A	20	58895	COVER PLATE - REAR	2		
						21	115E-24	PLUG	2	
						22	58898	BRAKE LINE SHIELD - FRONT - L.H. & REAR - R.H.	2	
		29075	CHAIN - 58 LINK	4	710/710A	23	58415	STEP	2	
		27496	LINK			24	14A-10	LOCKWASHER	4	
		29095	CONNECTOR LINK	4		25	50A-1024	CAPSCREW	4	
	13M-0929	COTTER PIN	4		26	58155	COVER	2		
					27	*50F-0610	CAPSCREW	16		
	40010	CHAIN - 52 LINK	4	720 thru 730A	28	115E-12	PLUG	2		
	24282	CHAIN - 54 LINK	4	740/740A	29	50A-1012	CAPSCREW	6		
	56483	CHAIN - 56 LINK	4	740 LONG	30	36437	TAB WASHER	2	710 thru 730A	
2	10858-1	LINK				12653	TAB WASHER	2	740 thru 780A	
	11230	CONNECTOR LINK	4		31	37592	CAP	2	710 thru 730A	
	13M-0929	COTTER PIN	4			17981	CAP	2	740 thru 780A	
		48616	CHAIN - 52 LINK	4	750/750A	32		OIL DISC BRAKE	REF.	Sect 9 Pg 13
				2	780/780A					
				2	780/780A					
	48617	CHAIN - 58 LINK	2	780/780A						
	46624	LINK								
	48715	CONNECTOR LINK	4							
	48724	SPRING CLIP	8							
		NOTE: CHAIN INCLUDES CONNECTOR LINK								
3	55352	DRIVE SPROCKET - 11 TOOTH	2	710/710A						
	55354	DRIVE SPROCKET - 11 TOOTH	2	720 thru 730A						
	56054	DRIVE SPROCKET - 15 TOOTH	2	740/740A						
	56007	DRIVE SPROCKET - 13 TOOTH	2	750 thru 780A						
4	51307	SPROCKET - 33 TOOTH	4	710/710A						
	51308	SPROCKET - 30 TOOTH	4	720 thru 740A						
	51724	SPROCKET - 29 TOOTH	4	750 thru 780A						
5	58022	AXLE	4	710 thru 720A						
	58021	AXLE	4	730 thru 750A						
	54494	AXLE	4	780/780A						
6	37864	SHIM - .005"	12							
	37865	SHIM - .007"	12							
	37866	SHIM - .020"	4							
	58729	SHIM - .100"	4							



ISSUE No.
N° D'ÉMISSION
N° DE EDICION **1 REVISION A**

DIFFERENTIAL HYDRAULIC CIRCUIT

APRIL 1987

FOR LIST OF PARTS - TURN THIS PAGE

POUR LA LISTE DES PIÈCES - VOIR AU VERSO

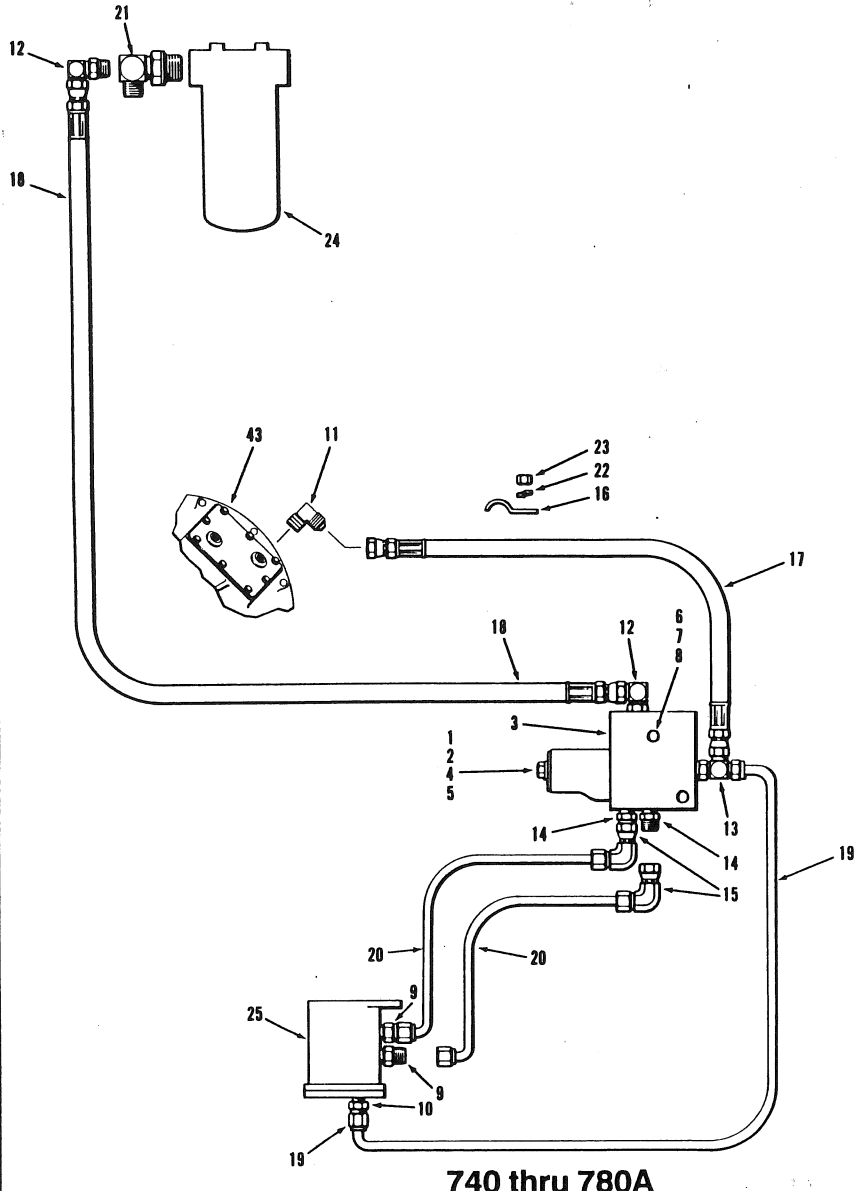
PARA LA LISTA DE LAS PIEZAS - VER AL VERSO

EFFECTIVE SERIAL NUMBER(S) **16224, 16245 & UP**
 NUMEROS(S) DE SÉRIE EFFECTIFS(S)
 NUMEROS(S) DE SERIE EFFECTIVOS(S)
U.S. 2021-2 & UP

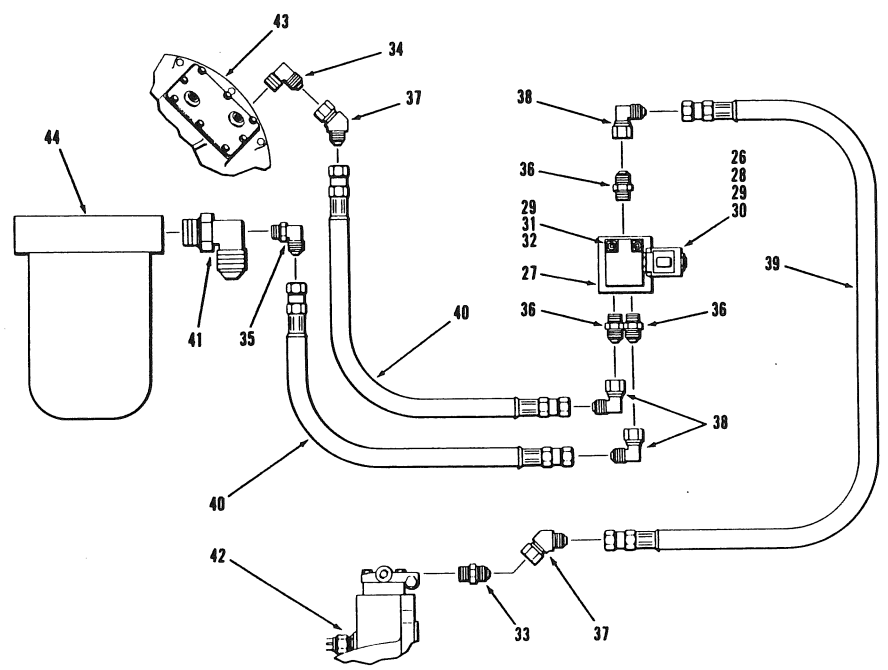
700 SERIES
SERIE 700

SECTION 7 PAGE 17
SECTION 7 PAGINA 17

SECTION SECCION 7		PAGE PAGINA 18	ISSUE No. N° D'ÉMISSION N° DE EDICION 1	REVISION A	DIFFERENTIAL HYDRAULIC CIRCUIT			APRIL 1987	
No. N° N°	PART No. N° DE PIÈCE N° DE PIEZA	DESCRIPTION DESCRIPTION DESCRIPCION	No. REQ. N° REQ. N° REQ.	REMARKS REMARQUES NOTAS	No. N° N°	PART No. N° DE PIÈCE N° DE PIEZA	DESCRIPTION DESCRIPTION DESCRIPCION	No. REQ. N° REQ. N° REQ.	REMARKS REMARQUES NOTAS
<u>CONTROL VALVE ASSEMBLY</u>									
	40121	CONTROL VALVE ASSY. - C/W ITEMS 1 TO 5	1						
1	29180	CARTRIDGE VALVE - 12 VOLT - C/W ITEM 2	1						
2	29509	COIL - 12 VOLT	1						
3	40481	BODY	1						
4	14A-04	LOCKWASHER	1						
5	30A-04	NUT	1						
6	*50A-0628	BOLT	2						
7	14A-06	LOCKWASHER	2						
8	*38A-0603	CAGE NUT	2						
<u>HYDRAULIC CIRCUIT</u>									
9	110G-0804	CONNECTOR	3						
10	111B-0808	CONNECTOR	2						
11	111D-0808	TEE	1						
12	111E-0806	CONNECTOR	2						
13	111E-0808	CONNECTOR	1						
14	*112B-08	CONNECTOR	3						
15	8570	CLIP	A.R.						
16	9313 X 39	HOSE	1						
17	9313 X 72	HOSE	1						
18	14382 X 12	HOSE	3						
19	*42289	TUBE	1						
20	*44294	TUBE	2						
21	40402	CONNECTOR - MODIFIED	1						
22	14A-06	LOCKWASHER	A.R.						
23	30A-06	NUT	A.R.						
24		TRANSMISSION HYDRAULIC CIRCUIT	REF.	SECTION 6 PAGES 5/6					
25		FINAL DRIVE ASSY. - C/W DIFFERENTIAL	REF.	SECTION 7 PAGES 11/12					



740 thru 780A



710 thru 730A

EFFECTIVE SERIAL NUMBER(S)
 NUMEROS DE SERIE EFFECTIF(S)
 NUMEROS DE SERIE EFFETIVO(S)

Models 710 & 710A: 19482 & UP
 Models 720 & 720A: 19429, & UP
 Models 730 & 730A: 19425 & UP
 Models 740 thru 780A: 19651 & UP

700 SERIES
SERIE 700

SECTION 7
SECTION 7

PAGE 17
PAGINA 17

ISSUE No.
 N° D'ÉMISSION
 N° DE EDICION

2 REVISION A

DIFFERENTIAL HYDRAULIC CIRCUIT

MARCH 1990

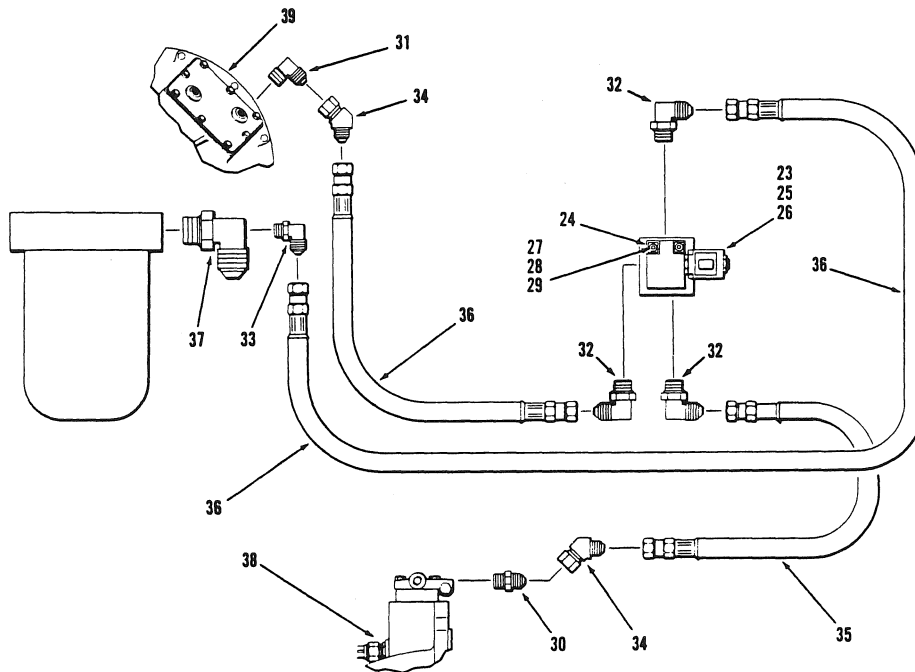
FOR LIST OF PARTS - TURN THIS PAGE

POUR LA LISTE DES PIÈCES - VOIR AU VERSO

DADA LA LISTA DE LAS PIEZAS - VER AL VERSO

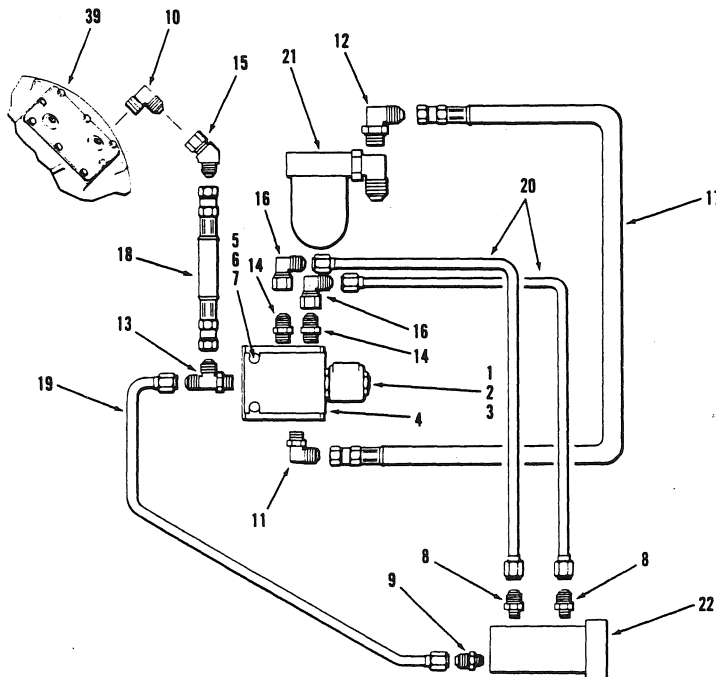
USE ONLY **CHAMPION** APPROVED PARTS

SECTION 7		PAGE 18	ISSUE No. N° D'ÉMISSION N° DE EDICION	2 REVISION A	DIFFERENTIAL HYDRAULIC CIRCUIT				MARCH 1990
No. N° N°	PART No. N° DE PIÈCE N° DE PIEZA	DESCRIPTION DESCRIPTION DESCRIPCION	No. REQ. N° REQ. N° REQ.	REMARKS REMARQUES NOTAS	No. N° N°	PART No. N° DE PIÈCE N° DE PIEZA	DESCRIPTION DESCRIPTION DESCRIPCION	No. REQ. N° REQ. N° REQ.	REMARKS REMARQUES NOTAS
CONTROL VALVE ASSEMBLY - Models 740 thru 780A					CONTROL VALVE ASSEMBLY - Models 710 thru 730A				
	40121	CONTROL VALVE ASSEMBLY - 12 VOLT - C/W ITEMS 1 TO 5	1			37750	CONTROL VALVE ASSEMBLY - 12 VOLT - C/W ITEMS 26 TO 30	1	
	*34264	CONTROL VALVE ASSEMBLY - 24 VOLT - C/W ITEMS 1 TO 5	1			*38403	CONTROL VALVE ASSEMBLY - 24 VOLT - C/W ITEMS 26 TO 30	1	
1	29180	CARTRIDGE VALVE - 12 VOLT - C/W ITEM 2	1		26	37751	CARTRIDGE VALVE - 12 VOLT - C/W ITEM 28	1	
	*34266	CARTRIDGE VALVE - 24 VOLT - C/W ITEM 2	1			*38404	CARTRIDGE VALVE - 24 VOLT - C/W ITEM 28	1	
2	29509	COIL - 12 VOLT	1		27	37752	BODY	1	
	*37609	COIL - 24 VOLT	1		28	51074	COIL - 12 VOLT	1	
3	40481	BODY	1			*37609	COIL - 24 VOLT	1	
4	14A-04	LOCKWASHER	1		29	14A-04	LOCKWASHER	3	
5	30A-04	NUT	1		30	30A-04	NUT	1	
6	50A-0628	BOLT	2		31	50A-0416	BOLT	2	
7	14A-06	LOCKWASHER	2		32	*30A-04	CAGE NUT	2	
8	*30A-06	CAGE NUT	2						
HYDRAULIC CIRCUIT					HYDRAULIC CIRCUIT				
9	110G-0802	CONNECTOR	2		33	110G-0804	CONNECTOR	1	
10	110G-0804	CONNECTOR	1		34	110R-0806	CONNECTOR	1	
11	111R-0806	CONNECTOR	1		35	111B-0808	CONNECTOR	1	
12	111B-0808	TEE	2		36	111E-0806	CONNECTOR	3	
13	111D-0808	CONNECTOR	1		37	112A-08	CONNECTOR	2	
14	111E-0806	CONNECTOR	2		38	112B-08	CONNECTOR	3	
15	112B-08	CONNECTOR	2		39	9313x22	HOSE	1	
16	8570	CLIP	A.R.		40	9313x48	HOSE	2	
17	9313x39	HOSE	1		41	40402	CONNECTOR - MODIFIED	1	
18	9313x72	HOSE	1		42		FINAL DRIVE ASSEMBLY - C/W DIFFERENTIAL	REF.	SECTION 7 PAGE 10
19	42289	TUBE	1		43		CLUTCH COVER PLATE	REF.	SECTION 6 PAGE 6
20	44294	TUBE	2		44		TRANSMISSION HYDRAULIC CIRCUIT	REF.	SECTION 6 PAGE 6
21	40402	CONNECTOR - MODIFIED	1						
22	14A-06	LOCKWASHER	A.R.						
23	30A-06	NUT	A.R.						
24		TRANSMISSION HYDRAULIC CIRCUIT	REF.	SECTION 6 PAGE 6					
25		FINAL DRIVE ASSEMBLY - C/W DIFFERENTIAL	REF.	SECTION 7 PAGE 12					



710 thru 730A

MODELS 740 & 740A ALSO AT S/N 21916



740 thru 780A

ONLY MODELS 750 thru 780A AT S/N 21916 & UP

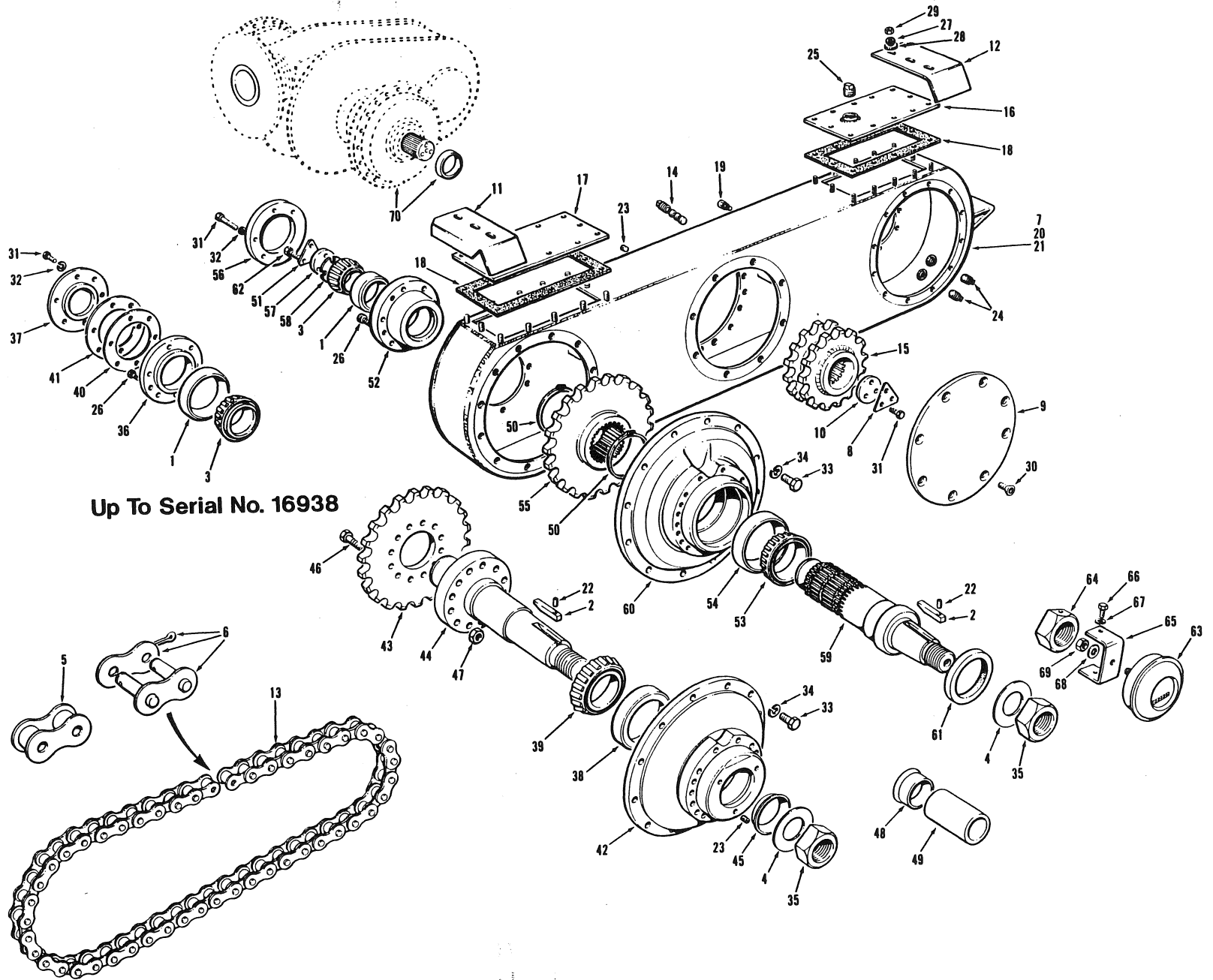
EFFECTIVE SERIAL NUMBER(S) 21450 & UP
 NUMERO(S) DE SÉRIE EFFECTIF(S)
 NUMERO(S) DE SERIE EFECTIVO(S)

700 SERIES
SERIE 700

SECTION 7 **PAGE 17**
SECCION 7 **PAGINA 17**

SECTION SECCION		7	PAGE PAGINA	18	ISSUE No. N° D'ÉMISSION N° DE EDICION	3 REVISION A	DIFFERENTIAL HYDRAULIC CIRCUIT				SEPTEMBER 1991
No. N° N°	PART No. N° DE PIÈCE N° DE PIEZA	DESCRIPTION DESCRIPTION DESCRIPCION	No. REQ. N° REQ. N° REQ.	REMARKS REMARQUES NOTAS	No. N° N°	PART No. N° DE PIÈCE N° DE PIEZA	DESCRIPTION DESCRIPTION DESCRIPCION	No. REQ. N° REQ. N° REQ.	REMARKS REMARQUES NOTAS		
		CONTROL VALVE ASSEMBLY - Models 740 thru 780A		See Note			CONTROL VALVE ASSEMBLY - Models 710 thru 730A		See Note		
	58535	CONTROL VALVE ASSEMBLY - 12 VOLT - C/W ITEMS 1, 2 & 4	1			58534	CONTROL VALVE ASSEMBLY - 12 VOLT - C/W ITEMS 23, 24 & 25	1			
	58741	CONTROL VALVE ASSEMBLY - 24 VOLT - C/W ITEMS 1, 3 & 4	1			58740	CONTROL VALVE ASSEMBLY - 24 VOLT - C/W ITEMS 23, 24 & 26	1			
1	66126	CARTRIDGE VALVE	1		23	66123	CARTRIDGE VALVE	1			
2	66121	COIL - 12 VOLT	1		24	66124	BODY	1			
3	66125	COIL - 24 VOLT	1		25	66121	COIL - 12 VOLT	1			
4	66127	BODY	1		26	66125	COIL - 24 VOLT	1			
5	50A-0412	BOLT	2		27	50A-0412	BOLT	2			
6	14A-04	LOCKWASHER	2		28	14A-04	LOCKWASHER	2			
7	30A-04	NUT	2		29	30A-04	NUT	2			
		HYDRAULIC CIRCUIT					HYDRAULIC CIRCUIT				
8	110G-0602	CONNECTOR	2		30	110G-0604	CONNECTOR	1			
9	110G-0604	CONNECTOR	1		31	110R-0606	CONNECTOR	1			
10	110R-0606	CONNECTOR	1		32	*111B-0606	CONNECTOR	3			
11	111B-0606	CONNECTOR	1		33	111B-0608	CONNECTOR	1			
12	111B-0608	CONNECTOR	1		34	112A-06	CONNECTOR	2			
13	111D-0606	TEE	1		35	14382 x 22	HOSE	1			
14	111E-0606	CONNECTOR	2		36	14388 x 48	HOSE	2			
15	112A-06	CONNECTOR	1								
16	112B-06	CONNECTOR	2		37		TRANSMISSION HYDRAULIC CIRCUIT	REF.	Sec 6 Pg 6		
17	14388 x 48	HOSE	1								
18	14382 x 72	HOSE	1		38		FINAL DRIVE ASSEMBLY - C/W DIFFERENTIAL	REF.	Sec 7 Pg 10		
19	58553	TUBE	1								
20	58554	TUBE	2		39		CLUTCH COVER PLATE	REF.	Sec 6 Pg 6		
21		TRANSMISSION HYDRAULIC CIRCUIT	REF.	Sec 6 Pg 6							
22		FINAL DRIVE ASSEMBLY - C/W DIFFERENTIAL	REF.	Sec 7 Pg 12		NOTE:	AT S/N 21916 & UP CONTROL VALVE ASSEMBLIES P/N's 58534 OR 58740 ALSO APPLY TO MODELS 740 & 740A, WHILE P/N's 58535 OR 58741 ONLY APPLY TO MODELS 750 THRU 780A.				

CHAMPION ROAD MACHINERY



Up To Serial No. 16938

ISSUE No.
 N° D'ÉMISSION
 N° DE EDICION 1 REVISION A

LONG TANDEM ASSEMBLY - MODEL 740 THRU 760

DECEMBER 1986

FOR LIST OF PARTS - TURN THIS PAGE

POUR LA LISTE DES PIÈCES - VOIR AU VERSO

PARA LA LISTA DE LAS PIEZAS - VER AL VERSO

EFFECTIVE SERIAL NUMBERS)
 NUMEROS) DE SERIE EFFECTIFS)
 NUMEROS) DE SERIE EFFECTIVOS)

16404 & UP

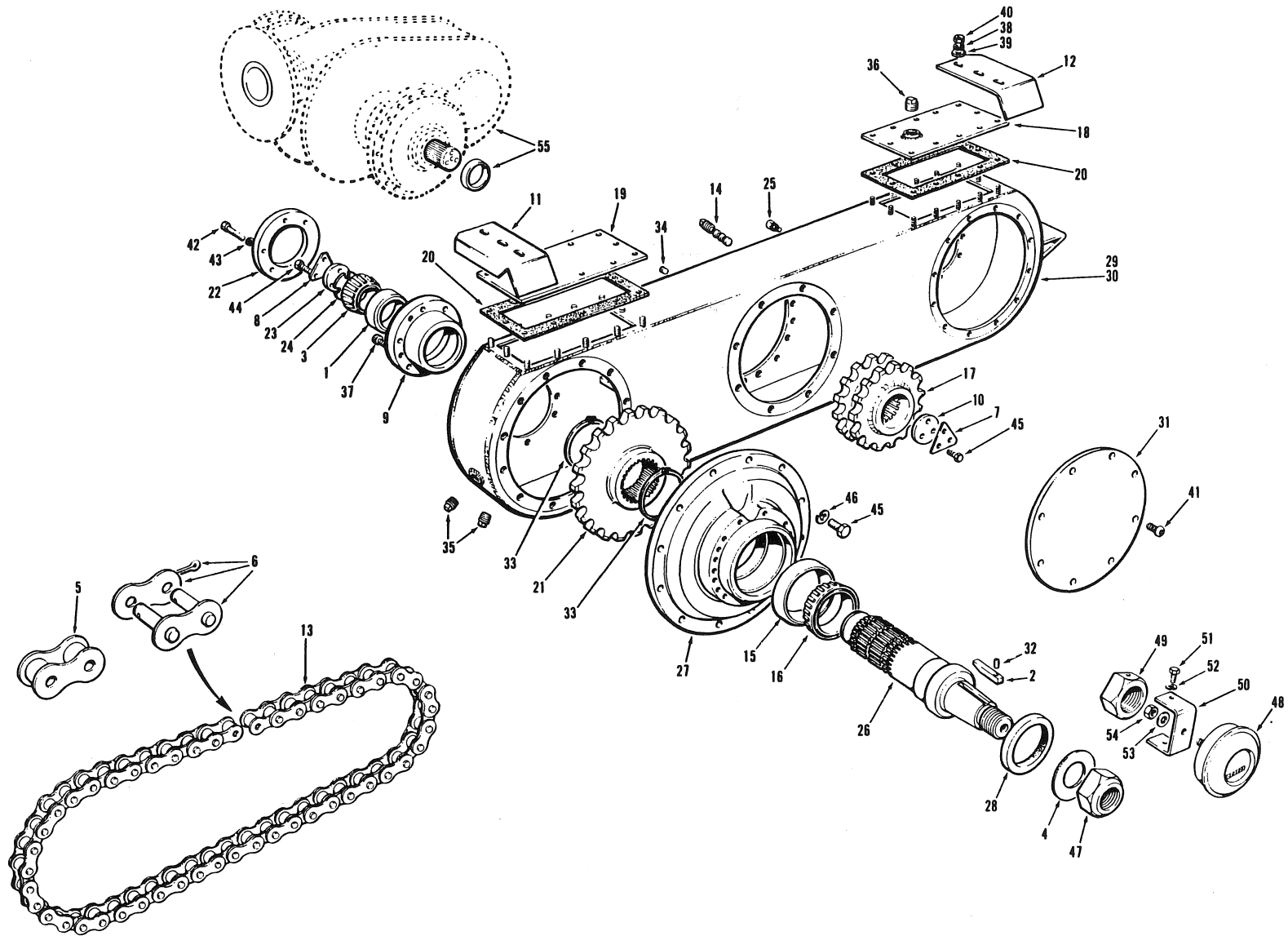
700 SERIES
 SERIE 700

SECTION 7 PAGE 19
 SECCION 7 PAGINA 19

USE ONLY CHAMPION ROAD MACHINERY APPROVED PARTS

SECTION SECCION 7		PAGE PAGINA 20	ISSUE No. N° D'ÉMISSION N° DE EDICION 1 REVISION A	LONG TANDEM ASSEMBLY - MODEL 740 THRU 760			DECEMBER 1986		
No. N° N°	PART No. N° DE PIÉCE N° DE PIEZA	DESCRIPTION DÉSCRIPTION DESCRIPCION	No. REQ. N° REQ. N° REQ.	REMARKS REMARQUES NOTAS	No. N° N°	PART No. N° DE PIÉCE N° DE PIEZA	DESCRIPTION DÉSCRIPTION DESCRIPCION	No. REQ. N° REQ. N° REQ.	REMARKS REMARQUES NOTAS
1	701A	BEARING CUP	4				<u>HEAVY DUTY STUB AXLE INSTALLATION</u>		SERIAL NO. 16404 TO 16938
2	7039	KEY	4						
3	7060	BEARING CONE	4		36	7035	FLANGE	4	
4	7774	WASHER	4		37	7036	CAP	4	
5	10858-1	LINK	A.R.		38	7042A	BEARING CUP	4	
6	11230	CONNECTING LINK	A.R.		39	7042B	BEARING CONE	4	
7	11887	TANDEM CASE	2	SERIAL NO. 16404 TO 16571&16581	40	7044B	SHIM - .020" THICK	A.R.	
					41	7044C	SHIM - .010" THICK	A.R.	
					42	11899	HOUSING	4	
					43	*11901	SPROCKET - 29 TOOTH	4	
8	12653	TAB WASHER	2		44	36601	STUB AXLE - HEAVY	4	SEE NOTE 1
9	15361	COVER PLATE	2		45	36915	OIL SEAL	4	
10	17981	END CAP	2		46	50A-1228	BOLT	48	
11	18910	BRAKE LINE SHIELD - R.H. REAR, L.H. FRONT	2		47	36N-12	NUT	48	
12	18911	BRAKE LINE SHIELD - L.H. REAR, R.H. FRONT	2						
13	24282	CHAIN - INCLUDES CONNECTING LINK	4			NOTE 1	STUB AXLE KIT (TO BE USED WHEN OIL SEAL HAS WORN A GROOVE IN STUB AXLE)		
14	27449	MAGNETIC PLUG	4						
15	33254	DRIVE SPROCKET - 13 TOOTH	2						
16	40005	COVER PLATE - REAR	2		48	17666	REPAIR SLEEVE	1	
17	40006	COVER PLATE - FRONT	2		49	17667	INSTALLATION TOOL	1	
18	40007	GASKET	4						
19	40296	VENT PLUG	2				<u>HEAVY DUTY STUB AXLE INSTALLATION</u>		SERIAL NO. 16968 & UP
20	41483	TANDEM CASE - L.H.	1		50	19C-450	SNAP RING	8	
21	41484	TANDEM CASE - R.H.	1	SERIAL NO. 16575, 16589 & UP	51	16789	TAB WASHER	4	
					52	16792	BEARING FLANGE	4	
22	13J-0816	PIN	4		53	32043	BEARING CUP	4	
23	115D-02	PLUG	A.R.		54	32044	BEARING CONE	4	
24	115E-12	PLUG	4		55	40013	SPROCKET - 29 TOOTH	4	
25	115E-24	PLUG	2		56	40026	BEARING CAP	4	
26	50D-0608	CAPSCREW	8		57	40029	BEARING RETAINER	4	
27	14A-06	LOCKWASHER	48		58	40030	SHIM - .005" THICK	A.R.	
28	*14C-06	FLATWASHER	12			40031	SHIM - .007" THICK	A.R.	
29	30A-06	NUT	48			40032	SHIM - .020" THICK	A.R.	
30	50E-0808	CAPSCREW	16		59	42489	STUB AXLE - HEAVY	4	
31	50A-0820	BOLT	24		60	42509	HOUSING	4	
32	14A-08	LOCKWASHER	24		61	42569	SEAL	4	
33	50A-1014	BOLT	54		62	50A-1012	BOLT	12	
34	14A-10	LOCKWASHER	48				<u>ODOMETER INSTALLATION</u>		OPTIONAL
35	37D-36	LOCKNUT	4						
	*32338	SILICONE SEALANT - 304 mL TUBE CHAMPION ROAD MACHINERY RECOMMENDS THE USE OF SILICONE SEALANT IN PLACE OF GASKETS.	A.R.		63	10510	ODOMETER - 13:00 X 24 TIRES	1	MILES
						10511	ODOMETER - 14:00 X 24 TIRES	1	
						10512	ODOMETER - 16:00 X 24 OR 18:4 X 26 TIRES	1	KILOMETERS
						10973	ODOMETER - 17:5 X 25 TIRES	1	
						11919	ODOMETER - 13:00 X 24 TIRES	1	
						11920	ODOMETER - 14:00 X 24 TIRES	1	
						11921	ODOMETER - 16:00 X 24 OR 18:4 X 26 TIRES	1	
						11922	ODOMETER - 17:5 X 25 TIRES	1	
					64	24902	SPECIAL NUT	1	
					65	24903	BRACKET	1	
					66	51A-0606	BOLT	2	
					67	14A-06	LOCKWASHER	2	
					68	14C-08	FLATWASHER	1	
					69	37D-08	LOCKNUT - INCLUDED WITH ITEM 63	1	
					70		FINAL DRIVE INSTALLATION	REF.	SECTION 7 PAGE 9 & PAGE 11

CHAMPION ROAD MACHINERY



EFFECTIVE SERIAL NUMBERS) 17723 & UP
 NUMEROS) DE SÉRIE EFFECTIFS) 17723 & UP
 U.S. 2623-2 & UP

700 SERIES
 SERIE 700

SECTION 7 PAGE 19
 SECCION 7 PAGINA 19

ISSUE No.
 N° D'ÉMISSION
 N° DE EDICION 2

LONG TANDEM ASSEMBLY - MODEL 740 THRU 760

JANUARY 1987

FOR LIST OF PARTS - TURN THIS PAGE POUR LA LISTE DES PIÈCES - VOIR AU VERSO PARA LA LISTA DE LAS PIEZAS - VER AL VERSO

USE ONLY CHAMPION ROAD MACHINERY APPROVED PARTS

SECTION SECCION 7		PAGE PAGINA 20	ISSUE No. N° D'ÉMISSION 2 N° DE EDICION	LONG TANDEM ASSEMBLY - MODEL 740 THRU 760			JANUARY 1987		
No. N° N°	PART No. N° DE PIÈCE N° DE PIEZA	DESCRIPTION DESCRIPTION DESCRIPCION	No. REQ. N° REQ. N° REQ.	REMARKS REMARQUES NOTAS	No. N° N°	PART No. N° DE PIECE N° DE PIEZA	DESCRIPTION DESCRIPTION DESCRIPCION	No. REQ. N° REQ. N° REQ.	REMARKS REMARQUES NOTAS
1	701A	BEARING CUP	4		37	50D-0608	CAPSCREW	8	
2	7039	KEY	4		38	14A-06	LOCKWASHER	48	
3	7060	BEARING CONE	4		39	14C-06	FLATWASHER	12	
4	7774	WASHER	4		40	30A-06	NUT	48	
5	10858-1	LINK	A.R.		41	*50F-0808	CAPSCREW	16	
6	11230	CONNECTING LINK	A.R.		42	50A-0820	BOLT	24	
7	12653	TAB WASHER	2		43	14A-08	LOCKWASHER	24	
8	16789	TAB WASHER	4		44	50A-1012	BOLT	12	
9	16792	BEARING FLANGE	4		45	50A-1014	BOLT	54	
10	17981	END CAP	2		46	14A-10	LOCKWASHER	48	
11	18910	BRAKE LINE SHIELD - R.H. REAR, L.H. FRONT	2		47	37D-36	LOCKNUT	4	
12	18911	BRAKE LINE SHIELD - L.H. REAR, R.H. FRONT	2						
13	24282	CHAIN - INCLUDES CONNECTING LINK	4						
14	27449	MAGNETIC PLUG	4						
15	32043	BEARING CUP	4						
16	32044	BEARING CONE	4						
17	*44566	DRIVE SPROCKET	2						
18	40005	COVER PLATE - REAR	2		48	10510	ODOMETER - 13:00 X 24 TIRES	1	
19	40006	COVER PLATE - FRONT	2			10511	ODOMETER - 14:00 X 24 TIRES	1	MILES
20	40007	GASKET	4			10512	ODOMETER - 16:00 X 24 OR 18:4 X 26 TIRES	1	
21	40013	SPROCKET - 29 TOOTH	4			10973	ODOMETER - 17:5 X 25 TIRES	1	
22	40026	BEARING CUP	4			11919	ODOMETER - 13:00 X 24 TIRES	1	
23	40029	BEARING RETAINER	4			11920	ODOMETER - 14:00 X 24 TIRES	1	KILOMETERS
24	40030	SHIM - .005" THICK	A.R.			11921	ODOMETER - 16:00 X 24 OR 18:4 X 26 TIRES	1	
	40031	SHIM - .007" THICK	A.R.			11922	ODOMETER - 17:5 X 25 TIRES	1	
	40032	SHIM - .020" THICK	A.R.		49	24902	SPECIAL NUT	1	
25	40296	VENT PLUG	2		50	24903	BRACKET	1	
26	42489	STUB AXLE - HEAVY	4		51	51A-0606	BOLT	2	
27	42509	HOUSING	4		52	14A-06	LOCKWASHER	2	
28	42569	SEAL	4		53	14C-08	FLATWASHER	1	
29	*44303	TANDEM CASE - R.H.	1		54	37D-08	LOCKNUT - INCLUDED WITH ITEM 48	1	
30	*44304	TANDEM CASE - L.H.	1		55		FINAL DRIVE INSTALLATION	REF.	SECTION 7 PAGE 9 & PAGE 11
31	*44360	COVER PLATE	2						
32	13J-0816	PIN	4						
33	19C-450	SNAP RING	8						
34	115D-02	PLUG	2						
35	115E-12	PLUG	4						
36	115E-24	PLUG	2						
	32338	SILICONE SEALANT - 304 mL TUBE	A.R.						
		CHAMPION ROAD MACHINERY RECOMMENDS THE USE OF SILICONE SEALANT IN PLACE OF GASKETS.							